



© Greenpeace

GREENPEACE
Reports

Circular Claims Fall Flat:

Comprehensive U.S. Survey of Plastics Recyclability

PUBLISHED:

greenpeace.org/usa/plastic_recycling

Contents

A. Comprehensive U.S. Survey of Plastics Recyclability	4
1. Executive Summary	4
2. Key Takeaways for Companies Making and Selling Plastic-Packaged Products	4
3. Survey Purpose and Drivers	5
3.1 Why do Truthful Claims and Labels on Plastic Products Matter?	6
3.2 Massive Change in U.S. Plastic Recycling Markets	6
3.3 Competition with Cheaper, Shinier New Plastic	7
3.4 Current Market Conditions for U.S. Post-Consumer Plastic Waste	7
3.5 Acceptance by a MRF is Not Proof of Recycling	8
3.6 Current Business Practices for Labeling Products as “Recyclable” are Outdated	9
4. Key Results	9
5. Conclusion and Forward Look	13
B. Survey Basis, Approach, Detailed Results and Evidence Found	15
6. Legal Basis for Recyclable Claims on Products	15
6.1 FTC Green Guides (16 CFR 260)	15
6.2 Deceptive Recyclable Claim Case: Keurig Plastic Coffee Pods	17
7. Survey of Plastic Waste Collection/Sortation and Reprocessing: Technical Approach and Detailed Results	18
7.1 Survey of U.S. Material Recovery Facilities	18
7.2 Survey of U.S. Recycling/Reprocessing Capacity for Post-Consumer Plastic Waste	20
7.3 Current U.S. Access to Municipal Collection and Sortation	22
8. Evidence of Collected Plastic Disposal and Export to Countries with Poor Waste Management	24
9. Evidence of Negligible Value of Plastic #3-7 Waste	27
10. Evidence of Shrink Sleeves and Deceptive Labeling	28
10.1 Harms Caused by Full Body Shrink Sleeves	29
10.2 Recycling and Retail Industry Design Guidelines	29
Attachment 1 2020 U.S. MRF Survey Spreadsheet	32
Endnotes	32

AUTHOR

John Hocevar

EDITORS

Ivy Schlegel

Perry Wheeler

DESIGNED BY

Kyle McKibbin

PUBLISHED

February 18, 2020

GREENPEACE
Reports



Greenpeace Inc.

702 H Street, NW, STE 300,
Washington, D.C. 20001

Plastic Resin Identification Codes¹

Plastic Resin Identification Codes Quick Reference Guide

						
PETE Polyethylene Terephthalate	HDPE High-Density Polyethylene	PVC Polyvinyl Chloride	LDPE Low-Density Polyethylene	PP Polypropylene	PS Polystyrene	Other
<p>Common Products:</p> <ul style="list-style-type: none"> • water bottles • soda bottles • peanut butter jars 	<p>Common Products:</p> <ul style="list-style-type: none"> • milk jugs • 5 gal buckets • shampoo bottles • laundry detergent containers 	<p>Common Products:</p> <ul style="list-style-type: none"> • vinyl • tubing/pipe • siding • auto product bottles 	<p>Common Products:</p> <ul style="list-style-type: none"> • laundry baskets • bread bags • squeeze bottles • plastic film 	<p>Common Products:</p> <ul style="list-style-type: none"> • yogurt containers • amber-colored pill bottles • coffee cup lids • straws • kitty litter buckets 	<p>Common Products:</p> <ul style="list-style-type: none"> • styrofoam cups • solo cups • egg cartons • to-go containers 	<p>Common Products:</p> <ul style="list-style-type: none"> • toys • sippy cups • cd/dvds • lenses
						

 @ConwaySanitation  @CvyARSanitation

 DEPARTMENT OF SANITATION
CITY OF CONWAY, ARKANSAS

A. Comprehensive U.S. Survey of Plastics Recyclability

1. Executive Summary

A comprehensive survey of plastic product waste collection, sortation and reprocessing in the United States (U.S.) was performed to determine the legitimacy of “recyclable” claims and labels on consumer plastic products. The survey is based on current conditions in October 2019 to January 2020 and U.S. Federal Trade Commission (FTC) Green Guides requirements for product claims and labeling.

Accurate recyclable claims and labels serve three valuable functions: truthful advertising to consumers, prevention of harmful contamination in America’s recycling system, and identification of products for elimination or redesign to reduce waste and plastic pollution.

Key results of the survey include:

1. Only some PET #1 and HDPE #2 plastic bottles and jugs can be legitimately labeled as recyclable in the U.S. today.
2. Common plastic pollution items, including single use plastic food service and convenience products, cannot be legitimately claimed as recyclable in the U.S.
3. Plastics #3-7 have negligible-to-negative value and are effectively a category of products that municipal recycling programs may collect, but do not actually recycle. Plastic #3-7 waste collected in municipal systems across the country is being sent to landfills or incinerated.
4. Many full body shrink sleeves on PET #1 and HDPE #2 bottles and jugs make them non-recyclable.

Since China enacted policies limiting plastic waste imports, there have been significant changes in plastics acceptance policies of U.S. material recovery facilities due to declines in the demand for and value of collected plastic material. Post-consumer “mixed” plastics (plastics #3-7 and non-bottle plastics #1 and #2) have been most affected because China was the primary destination for those types of collected plastic wastes and there is minimal demand, value or reprocessing capacity for them in the U.S. Some material recovery facilities (MRFs) still accept mixed plastics but dispose of it or continue to export it outside of North America. Since collected mixed plastics are disposed of, incinerated

or exported without verified recycling, acceptance of such a plastic item at a MRF alone is not sufficient and reasonable assurance to a customer that it will be manufactured into another item, as required by the FTC.²

Therefore, it is fair to assume that the standard for reasonable likelihood of a plastic item being recycled requires acceptance by municipal collection *and* U.S. domestic recycling/reprocessing capacity. Companies cannot legitimately place recycle symbols or “Check Locally” text on products made from plastics #3-7 because MRFs nationwide cannot assure consumers that valueless plastics #3-7 bales will actually be bought and recycled into a new product.

The results of this survey reflect the current conditions in early 2020, but may be affected in the future by changes in collected material value, Americans’ access to recycling and domestic plastics reprocessing capacity. The economics of collecting, sorting and reprocessing plastic products are likely to worsen as expansion of plastic production lowers the cost of new plastic resin.

2. Key Takeaways for Companies Making and Selling Plastic-Packaged Products

In response to growing public concern on plastic pollution and excessive plastic waste generation, many corporations are making high profile, global commitments to make their products recyclable, reusable or compostable.³ Companies are expanding the use of “recyclable” labels on plastic products at an aggressive pace.⁴ Since claims and labels affect a consumer’s purchasing decision, the claims and labels must not be misleading to be legal and provide the environmental benefits claimed.

Key outcomes from this comprehensive survey of U.S. collection, sortation and post-consumer plastic reprocessing facilities and recommendations for companies:

1. **Only PET #1 and HDPE #2 bottles and jugs, with acceptable shrink sleeves and labels, can be claimed as recyclable in the U.S. today.** The many other types of consumer plastic products and packaging are not recyclable and should not be claimed or labeled as such.

- 2. Companies are liable and at risk now.** Companies that make “recyclable” claims in marketing materials or on products are liable for misrepresentation and need to ensure that the claims are accurate and not deceptive or misleading. Recyclable claims or labels on products other than PET #1 and HDPE #2 bottles and jugs are not accurate in the U.S. and expose companies to legal, reputational and financial liability risks.
- 3. Companies need to develop their own recycling expertise.** Given the significant financial and brand risks associated with labeling products as recyclable, companies must have credible in-house expertise on the local recyclability of their products and must verify the accuracy of labels themselves. Outsourcing the decision and approval of product labels to external organizations does not protect companies from being held liable for misrepresentation if incorrect labels are used.
- 4. Companies must be truthful and transparent in progress reports on pledge commitments.** In the U.S., public claims of progress on recyclable, compostable or reusable products are subject to the requirements of the FTC Green Guides. Companies who have made global commitments must produce progress reports that include the local recyclability of specific products that they sell in each market. Sufficient detail and transparency must be provided to prove claims of the progress made.
- 5. Companies must take extended producer responsibility.** Companies that want their plastic products to be recyclable should make direct investments in collection, sortation and proven mechanical reprocessing of the specific type of plastic product. Companies cannot simply label their plastic products as “recyclable” and expect taxpayers to pay for the recycling systems to achieve it. Nor can they stall progress and rely on future development of unproven and problematic chemical recycling schemes. Just as companies invest in new product factories when they want to meet their profit goals, companies must similarly invest in collection, sortation and reprocessing to meet recyclable pledge goals.

Most types of plastic packaging are economically impossible to recycle now and will remain so in the foreseeable future. Companies must move beyond the outdated, failed approach of promoting recycling as the solution to excessive plastic waste and pollution. Furthermore, few U.S. cities have industrial composting facilities⁵ required to treat compostable plastics and many compost facility operators don’t want compostable plastics.⁶ We cannot recycle or compost our way out of

the growing plastic pollution problem. Instead of pretending that the trillions of throwaway plastic items produced each year will be recycled or composted, we must stop producing so many of them in the first place. To meet their “recyclable, reusable or compostable” pledge commitments, companies must become serious about employing reusable/refillable business models.

Governments and corporations are increasingly aware that their constituents and customers want choices that are better for the environment and our families now and the future generations to come, as demonstrated by legislative action⁷ and pledges by companies⁸ on plastic products.

To protect the health of humans and fellow creatures who share our planet, the urgent priority must be to eliminate single-use consumer plastic, and to invest in reusable, refillable and package-free approaches.

3. Survey Purpose and Drivers

This survey establishes a transparent, traceable review for the purpose of determining the legitimacy of “recyclable” claims and labels on United States (U.S.) consumer plastic products based on the current conditions in January 2020 and U.S Code of Federal Regulations 16 CFR 260 (“Green Guides”) requirements for product claims and labeling. In the Green Guides, the Federal Trade Commission (FTC) requires that “Marketers must ensure that all reasonable interpretations of their claims are truthful, not misleading, and supported by a reasonable basis before they make the claims.”⁹ The FTC further states: “In the context of environmental marketing claims, a reasonable basis often requires competent and reliable scientific evidence. Such evidence consists of tests, analyses, research, or studies that have been conducted and evaluated in an objective manner by qualified persons.”

The U.S. is grappling with two major plastic waste problems: plastic pollution and generation of excessive plastic waste that is disposed to landfills or incinerated with significant carbon emissions. In the past few years, there have been massive changes in America’s recycling systems and an increase in plastic production that has reduced the cost of new plastic. The last comprehensive assessment of plastic waste recyclability was performed in 2015/2016¹⁰ and is not representative of current market conditions, in part because of waste import restrictions imposed by China. An accurate and up-to-date analysis of the existing domestic collection and recycling/reprocessing capacity is needed now to determine the true recyclability of plastic consumer products.

3.1 Why do Truthful Claims and Labels on Plastic Products Matter?

Accurate recyclable claims and labels on consumer products serve three valuable functions:

- 1. Honest Advertising to Consumers:** Claims and labels on products inform customers whether there is a potential environmental benefit to one product compared to another. Since claims and labels affect a consumer's purchasing decisions, the claims and labels must not be misleading to be legal.¹¹
- 2. Prevent Harm to America's Recycling System and Avoid Wasted Energy, Labor and Costs:** Incorrect recyclable labels cause consumers to mistakenly place an item in a recycle bin and cause contamination in municipal recovery facilities (MRFs). The contamination harms the ability of the MRFs to cost-effectively collect and sort other materials such as cardboard and paper that are easily ruined by contact with food-soiled packaging.¹² Energy, carbon emissions, labor and costs are wasted from collecting and sorting unwanted, worthless items through municipal sortation systems.¹³
- 3. Identify Products for Redesign to Reduce Waste and Plastic Pollution:** Plastic consumer products that are not practically recyclable in municipal systems should be the first to be eliminated or redesigned, preferably to be refillable or reusable products, or be made from more environmentally advantageous materials.

Companies have marketed consumer products as having an environmental benefit, such as being recyclable, since the 1980s.¹⁴ In response to growing public concern about plastic pollution and excessive plastic waste generation, many companies are making high profile, global commitments to make their products recyclable, reusable or compostable.¹⁵ Product and packaging manufacturers are also pressuring MRFs to accept plastic to make them appear redeemable and avoid plastic bans. As the nation's largest waste collection and sortation company, Waste Management, stated in their 2018 Annual Report, "bans have increased pressure by manufacturers on our recycling facilities to accept a broader array of materials in curbside recycling programs to alleviate public pressures to ban the sale of those materials. However, with no viable end markets for recycling these materials, we and other recyclers are working to educate and remind customers of the need for end market demand and economic viability to support sustainable recycling programs."¹⁶

Companies that make "recyclable" claims in marketing materials or on products may face liability from consumers as well as from the FTC for misrepresentation and need to ensure that the claims are accurate and not deceptive or misleading. A class action lawsuit on recyclable claims on single use plastic products is currently pending against Keurig Green Mountain in U.S. Federal District Court.¹⁷ Other corporations could face similar, significant financial and reputational risks from deceptive labels on their plastic products that are on store shelves now.

3.2 Massive Change in U.S. Plastic Recycling Markets

Since the mid-1990s, U.S. states and cities have sought to increase recycling of municipal solid waste to avoid disposal by landfill or incineration.¹⁸ Due to low cost shipping and labor, the U.S. became reliant on China to accept plastic materials collected by U.S. municipal systems. Over time, the types of plastics accepted in municipal systems and labeled as "recyclable" grew from domestically recyclable PET #1 and HDPE #2 bottles and jugs to other types of plastics as cities and states emphasized "diversion" and companies sought to brand more of their plastic products as environmentally redeemable.

Changes in the global trade of plastics waste started in 2013 when China's Green Fence policy began restricting imports of contaminated materials. As shown on [Resource Recycling's detailed timeline](#), China's National Sword policy followed in 2018 and the decline in exports of plastic waste and other post-consumer materials has significantly impacted America's municipal recycling collection systems.^{19,20}

According to chemical industry experts at Independent Commodity Intelligence Services (ICIS), "This has completely changed the dynamics of the market. China is no longer a route for recycling and the expectation is that countries now deal with their own waste."²¹ A representative of the Solid Waste Association of North America stated: "We're producing a lot of waste ourselves, and we should take care of it ourselves."²²

Waste and recycling experts state that even before China's policy changes, "a lot of areas fooled themselves into thinking they were recycling when they were really not."²³ Export of plastic waste has declined sharply due to China's policies, import restrictions placed by other countries and concerns that many alternative receiving countries cannot provide assurance that the imported plastic waste will be safely and responsibly recycled into new products.

Since the documentary “Plastic China” debuted in China in 2014,²⁴ more than 60 investigations and articles have shown that millions of tons of exported plastic wastes have been dumped or burned rather than recycled.²⁵ In response, companies are shifting practices. For example, in 2019, Waste Management adopted a corporate policy to ship post-consumer plastics to only North American plastic recyclers/reprocessors.²⁶ Casella Waste Systems, the nation’s fifth largest waste collection and sortation company, no longer exports residential plastics.²⁷

3.3 Competition with Cheaper, Shinier New Plastic

It isn’t just the decline in export options that is hurting plastic recycling. The competition with cheaper new plastic that generally has higher quality harms the market demand for recycled plastic. While some plastic waste items may be technically recyclable, the cost to do so is prohibitively high because product manufacturers prefer to buy higher quality new plastic at a lower cost. Back in 2015, the negative impacts of relatively cheap crude oil and natural gas were identified by Waste Management as a reason that customers preferred to buy cheaper new plastic than more expensive recycled plastic.²⁸

The massive expansion of plastic production in the U.S., fueled by at least \$200 billion of investment in 340 petrochemical projects,²⁹ is flooding the market and causing polyethylene prices to decline to historic lows - below prices last seen during the 2008 financial crisis.^{30, 31} Plastic prices continued to decline in November and December 2019 as feedstock costs were lower, supply outpaced demand, and overall global demand slowed.³² As a recycling veteran stated in his predictions for 2020: “With the surge in new virgin resin capacity coming online, prices for those resins are likely to go down and depress recycled resin prices.”³³

When MRFs lose money on collecting and sorting plastic or other material, it drives their decision to stop accepting it. Section 9 provides evidence found during the survey of the negligible value of plastic #3-7 materials and how it influences MRF decisions to restrict acceptance of plastics to PET #1 and HDPE #2 bottles and jugs.

3.4 Current Market Conditions for U.S. Post-Consumer Plastic Waste

America’s post-consumer collection, sorting and reprocessing/recycling systems are now stressed, and in some cases failing due to excessive waste generation, contamination and severe declines in commodity values for collected cardboard, paper, metal, glass and plastic materials.^{34,35}

Since China enacted the National Sword policy on January 1, 2018 limiting plastic waste imports, there have been significant changes in plastics acceptance policies of U.S. material recovery facilities due to declines in the demand for and value of collected plastic material. In Florida, the Department of Environmental Protection advises residents to only recycle plastic bottles and jugs.³⁶ The Oregon Refuse and Recycling Association also recommends that only plastic #1-2 bottles & jugs be collected.³⁷ Due to lack of markets, the Wisconsin Department of Natural Resources (DNR) has confirmed to stakeholders that mixed plastics (#3-7) can legally be disposed, even if the material has been sorted and baled.³⁸

Current viable markets in the U.S. only exist for PET #1 and HDPE #2 plastic bottles and jugs. China was the primary destination for other types of plastic waste and there is minimal demand and reprocessing capacity for them in the U.S. In Summer 2019, More Recycling stated that: “Most West Coast materials recovery facilities (MRFs) are not equipped to sort plastics beyond PET and HDPE bottles. This material is often referred to as 3-7, but it includes small rigid plastic of all resins, as well as missed PET and HDPE bottles. It is this mix that is struggling to find a market in the wake of National Sword.”³⁹

MRFs are now adapting to these new market conditions and scaling back acceptance of plastic products.⁴⁰ As this survey reveals, many MRFs only accept the two types of post-consumer plastic items (PET #1 and HDPE #2 bottles and jugs) that are recyclable in the U.S. due to sufficient market demand and domestic reprocessing capacity. For example, the City of Erie, Pennsylvania now instructs residents to only recycle #1 and #2 plastic bottles and jugs, stating: “We cannot collect an item for recycling, unless we have an end user who is willing to purchase and recycle that item. China used to accept most of the #3, 4, 5, and 7 plastics, but it turns out that most of these plastics were not actually being recycled. They were mostly being burned for fuel.”⁴¹

Some MRFs still accept plastics #3-7 and non-bottle #1-2 but dispose of it or continue to export it outside of North America due to the lack of domestic buyers and reprocessing capacity. In some cases, cities that have long term contracts with MRFs are forcing them to continue to collect plastics that have negligible domestic market demand and will be landfilled.^{42,43} As contracts are reviewed for renewal and the public understands the true fate and negative costs of collecting unrecyclable materials, MRF acceptance policies will continue to consolidate to PET #1 and HDPE #2 bottles and jugs only.

A recycler in Illinois highlighted plastics #3-7 as a problem, stating, “Anything like a yogurt container, fruit container or cottage cheese container — you name it, those are products you cannot get rid of right now. There’s no marketability, so I think you’re going to continue to see a trend of those being eliminated from recycling program.”⁴⁴

When the city of Laramie, Wyoming stopped accepting plastics #3-7, a city council member said “This wasn’t a decision we made to reduce our recycling, there simply just is not a market for this plastic. If we want to counter this, then reduction is the only option. So quit using plastics 3-7 if you can.”⁴⁵

ReThink Waste, a public agency that operates the Shoreway MRF in San Carlos, California, sums up the reality of plastics markets in Figure 1: “Plastics #1 & 2 are readily recyclable and are usually recycled in the U.S. Plastics #3-7 are all versions of hard plastic that are very difficult to recycle. There is currently no market for the material when it is

deconstructed.”⁴⁶ The Shoreway MRF continues to accept plastics #3-7 but clearly states that the collected material is sent to landfill.

According to the East Bay Express, environmental advocacy groups in California believe that local governments need to start being more transparent about what materials are actually recyclable and that cities should stop collecting non-bottle plastics in recycling bins altogether.⁴⁷

3.5 Acceptance by a MRF is Not Proof of Recycling

The Shoreway MRF’s disposal of plastics to landfill is not unique. In January 2019, Washington State’s Department of Ecology advised citizens that “Commodities such as paper and plastic are piling up or being sent to landfills.”⁴⁸ In June 2019, an in-depth Guardian investigation revealed that “cities around the country are no longer recycling many types of

plastic dropped into recycling bins. Instead, they are being landfilled, burned or stockpiled.”⁴⁹ In Blaine County, Idaho residents are told to recycle plastics items Nos. 1-5, but only #1 and 2 bottles are actually being recycled, with the rest being dumped in a landfill south of Salt Lake City.⁵⁰ Section 8 provides evidence found across the country of collected plastics being sent to landfill, incineration or stockpiled, but not recycled.

Since a substantial portion of collected plastics are disposed of, incinerated or exported without verification of recycling, acceptance of a plastic item at a MRF alone is not sufficient and “reasonable” assurance to a customer that it will be manufactured into another item, as required by the FTC in 16 CFR 260. Sufficient market demand and domestic recycling/reprocessing capacity must exist for a plastic product to be considered “recyclable.” Without market demand and domestic recycling/reprocessing capacity, the plastic material collected by the MRFs will not be bought by manufacturers and will not be recycled into another product.

In the FTC Green Guides Statement of Basis and Purpose section titled “Packages Collected for Public Policy Reasons but Not Recycled,” the FTC states: “The Commission agrees that unqualified recyclable claims for categories of products that municipal recycling programs collect, but do not actually recycle, may be deceptive. To make a non-deceptive unqualified claim, a marketer should substantiate that a substantial majority of consumers or communities have

THE HARD FACTS ABOUT PLASTIC

The triangle symbols on plastic containers do NOT mean the product is recyclable.

The chasing-arrow triangles with numbers inside often found on the underside of different plastic materials is the resin identification code, which indicates the type of plastic the product is made of. It **does not** mean that the item is actually recyclable. There is a disconnect between the manufacturers and the solid waste industry, which is very misleading and causes confusion for consumers.

Plastics #1 & 2 are readily recyclable and are usually recycled in the USA.

Plastics #1 and #2 are readily recyclable. They are mostly converted into new plastic bottles or containers, while some are converted into textiles or insulation.

Plastic #1 (PET) from the RethinkWaste service area stays in domestic markets; it is currently sent to Custom Polymers in Alabama and DAK in Indiana.

Plastic #2 (HDPE) from the RethinkWaste service area is recycled through both domestic and international markets. When it is exported, it is sent to South Korea and Taiwan. When it stays domestic, it is sent to Talco Plastics and Epic Plastics in California.

Plastics #3 - 7 are all versions of hard plastic which are very difficult to recycle. There is currently no market for the material when it is deconstructed.

Prior to March of 2018, the United States sent large amounts of plastics and paper to China¹ to be recycled. When China implemented the National Sword Policy, the accepted contamination rates changed from 5% to 0.5%. No material recovery facility (MRF) in the United States or other industrialized countries could meet this new standard. In response, the flow of recyclable materials was diverted to secondary markets in different East and South East Asian countries. This drastic shift caused a market collapse for plastics #3 - 7, so there is no way to ensure the proper recycling of those materials at this time. Currently, RethinkWaste is still accepting plastics #1 - 7, but once plastics #1 - 2 are sorted out, plastics #3 - 7 are directed to the Transfer Station and sent to the landfill.

¹ <https://e360.yale.edu/features/piling-up-how-chinas-ban-on-importing-waste-has-stalled-global-recycling>

Figure 1: ReThink Waste – Shoreway MRF: The Hard Facts About Plastic⁵¹

access to facilities that will actually recycle, not accept and ultimately discard, the product. As part of this analysis, a marketer should not assume that consumers or communities have access to a particular recycling program merely because the program will accept a product.”⁵²

Therefore, it is fair to assume that the standard for reasonable likelihood of a plastic item being recycled requires acceptance by municipal collection and U.S. domestic recycling/reprocessing capacity.

This FTC requirement puts the burden of proof on product companies to substantiate that MRFs that are accepting their recyclable-labeled products are selling plastic bales to reprocessors that are verifiably recycling the plastic bales into resin for manufacturing into new products.

3.6 Current Business Practices for Labeling Products as “Recyclable” are Outdated

A comprehensive study of the national access to municipal collection of post-consumer items for recycling was last performed in 2015/2016, by two consulting companies (RRS and Moore Recycling) contracted by The Sustainable Packaging Coalition (SPC); this pre-dated China’s 2018 National Sword policy that severely impacted America’s collection and recycling/reprocessing systems.⁵³ The study focused solely on the acceptance of items by of municipal collection but acknowledged that “It also must be realized that other questions must be answered in order to understand the full picture of recyclability.” The study did not assess whether collected materials were disposed or exported to countries with poor waste management. Project sponsors included manufacturers and retailers that have interests in securing “recyclable” claims and labels for their products.⁵⁴

Product, packaging and retail companies appear to be still employing the SPC 2015-6 access-to-collection data to substantiate claims and label products as “recyclable” in 2020. This approach is not accurate or valid because:

1. Acceptance of plastics #3-7 and non-bottle plastics #1-2 by MRFs has significantly decreased since 2015/2016 because the value of those types of plastic materials has declined to essentially zero. (RecycleMorePlastic.org reports the nationwide value of bales of “3-7 Bottles and Small Rigid Plastics” to be worth \$0.003 per pound in December 2019).⁵⁵

2. Acceptance of plastic materials at a MRF is not proof that materials will be recycled.
3. Export of plastic materials to countries with poor waste management is not proof that materials will be recycled.

In 2018, the Association of Plastic Recyclers (APR) published a survey of plastics acceptance at the largest municipality in each U.S. state and in Washington, D.C.⁵⁶ This survey was limited to 51 municipal recycling websites and was performed before the impacts of China’s National Sword policy were seen at U.S. MRFs. Similar to the SPC Study, the APR survey is not valid for determining the legitimacy of recyclable claims and labels because it focused on acceptance only and is out of date.

Since the previous assessments of plastic waste recyclability are out of date, did not assess whether collected plastic was actually recycled and not representative of current market conditions, a comprehensive survey of all 367 operating MRFs in the U.S. and domestic collection and domestic recycling/reprocessing capacity was performed to determine the true recyclability of plastic consumer products in 2020.

4. Key Results

To meet the recycle label threshold required by the FTC Green Guides, it is fair to expect that Americans must have access to both collection/sortation and recycling/reprocessing of a specific item into plastic resin that could be used to manufacture another item. In this comprehensive survey, both types of facilities were assessed:

1. **Collection and sortation (MRF) facilities:** The 367 operating U.S. residential MRFs were surveyed for their publicly-posted lists of specific types of plastic products that are accepted in their curbside recycling bins. (Details provided in Section 7.1 - Survey of U.S. Material Recovery Facilities)⁵⁷
2. **Plastic reprocessing capacity of facilities** that turn the collected/sorted material into plastic resin was assessed for total U.S. processing capacity of specific types of post-consumer plastics. (Details provided in Section 7.2 - Survey of U.S. Recycling/Reprocessing Capacity for Post-Consumer Plastic Waste)

Table 1 summarizes the survey results for plastic bottles, jugs, tubs and pods and provides an assessment of whether the specific product can legitimately be labeled as “recyclable” according to the requirements of the FTC Green Guides. (Details of the FTC Green Guides requirements are provided in Section 6). The columns are described in detail in the footnotes to the table.

Table 1: Plastic Bottles, Jugs, Tubs & Pods: American Population’s Access to Municipal Collection & Likelihood of Recycling into New Product

Plastic Item	(A) % of Total (367) U.S. Material Recovery Facilities that Accept the Item	(B) Access (%) of American Population to Municipal Collection of the Item	(C) U.S. Reprocessing Capacity for Post-Consumer Plastic Type	(D) Likelihood of Collected Materials Being Recycled into New Products	(E) Can Product be Labeled as “Recyclable” per FTC Green Guides
PET #1 Bottles & Jugs ¹	100%	87%	Sufficient 22.5%	Reasonable	Yes
HDPE #2 Bottles & Jugs ¹	100%	87%	Moderate 12%	Reasonable	Yes
PP #5 Tubs	53%	31%	Low/Insufficient <5%	Not Reasonable	No
PP #5 or PS #6 Coffee Pods	0%	0%	Low/Insufficient <5%	Not Reasonable	No

Notes:

Column (A): % of U.S. Material Recovery Facilities that Accept the Item: % determined from 2020 U.S. MRF Survey (Details provided in Section 7.1)

Column (B): Access (%) of Total American Population to Municipal Collection of Item: Since about 50% of Americans have access to automatic curbside collection to MRFs and 37% have access to opt-in or drop-off municipal collection, the access for total population was determined by adjusting for Americans who have access to a particular type of municipal collection (Details provided in Section 7.3).

Column (C): Existing U.S. Reprocessing Capacity for Post-Consumer Plastic Type (Details provided in Section 7.2)

Column (D): Likelihood of Collected Materials Being Recycled into New Products: There must be adequate domestic processing capacity to create a reasonable likelihood that a collected plastic item will actually be recycled. (Details provided in Section 7.2)

Column (E): Overall assessment of whether the specific product can legitimately be claimed or labeled as recyclable based on Total Population Access (B) and Likelihood of Collected Materials being Recycled into New Products (D). The FTC Green Guides requires that a significant (>60%) portion of the Total American Population have access to municipal recycling to claim an item as recyclable.

(1) Bottles cannot have non-recyclable or non-sortable shrink sleeves.

Key Result A: Only plastic PET #1 & HDPE #2 bottles and jugs have sufficient domestic municipal collection and reprocessing capacity to provide consumers with reasonable assurance that a collected item will be recycled into another product.

PET #1 and HDPE #2 Bottles and Jugs: The 2020 U.S. MRF Survey showed that these items are accepted by 100% of MRFs. Based on up-to-date estimates (described in Section 7.3), 87% of the total American population has access to curbside and drop-off recycling service of some type. It is assumed that drop-off recycling center also accept PET #1 and HDPE #2 bottles and jugs. Therefore, the overall access to recycling by the total American population is 87% and significantly more than the 60% acceptance required by the FTC.

Polypropylene (PP#5) Tubs and Containers: The 2020 U.S. MRF Survey showed that these items are only accepted by 53% of U.S. MRFs. Based on up-to-date estimates for access to curbside and drop-off recycling, described in Section 7.3, only 31% of the total American population has access to collection of PP#5 tubs and containers. However, acceptance of the PP#5 tub by a MRF is not proof that the PP#5 tub will actually be recycled into a new product. PP#5 is typically collected as part of a mixed plastics #3-7 bale, which is not a “market-ready” bale as required by the Association of Plastic Recyclers (APR) in their definition of “recyclable” plastic.⁵⁸ The plastics industry acknowledges that individually most plastics #3-7 “are not available in the quantities necessary to justify investments in optical sorting and are difficult to sort manually due to a variety of resins used for a wide range of similar applications (i.e., creating ‘look-a-like’ materials and products). Therefore, most MRFs produce a mixed plastic, ‘#3-7’ or ‘pre-picked’ bale that requires further sorting prior to recycling.”⁵⁹ However, the economics to do that have proven to be insurmountable. A secondary plastics sorting facility

(QRS Recycling in Dundee, MD) opened in 2015 to separate mixed-plastic bales into individual resin and color streams but went bankrupt in 2017.⁶⁰

Mixed plastic #3-7 bales, previously exported to China, now have negligible to negative value across the country and “cannot be effectively or efficiently recycled” in the U.S, according to a Kentucky-based recycler.⁶¹ This survey found that some MRFs that still accept PP#5 tubs are known to send plastic waste to a landfill or incinerator. Some of the MRFs that accept PP#5 tubs are known to export plastic waste to countries in Asia (see Table 9), which, as detailed in Section 3, does not provide adequate assurance that the material is actually recycled into a new product.

Compounding the problem of recycling post-consumer PP#5 plastic items is that there are a limited number of plastic reprocessing facilities that will buy post-consumer PP#5 plastic. Analysis in Section 7.2 shows that there is less than 5% U.S. domestic reprocessing capacity for PP#5 post-consumer waste. The facilities are primarily in the south and east U.S., with the largest U.S. processor of PP#5 located in Alabama. Trucking collected PP#5 tubs and containers thousands of miles from the West Coast or North East to Alabama is problematic from a cost or carbon emissions perspective.

Since the FTC requires that “a marketer should substantiate that a substantial majority of consumers or communities have access to facilities that will actually recycle, not accept and ultimately discard, the product,”⁶² companies cannot legitimately claim or label PP#5 tubs and containers as recyclable.

Lastly, the economics of collecting, sorting and recycling post-consumer polypropylene products are becoming even more stressed and do not provide a sufficient driver for a MRF to invest in collection or separation of PP#5 post-consumer products from mixed plastics #3-7 bales. A billion pounds of new polypropylene production aimed at the U.S. market is coming online in mid 2020 and the price of new polypropylene continues to decline.^{63,64} In parallel, the value of collected post-consumer PP#5 is also declining.

The current (January 2020) average value of a post-consumer PP#5 bale is now between 5 and 6 cents/lb across the country.⁶⁵ This is a drop of more than 50% in market value since the summer of 2019.⁶⁶

PP#5 and PS#6 Coffee Pods: The 2020 U.S. MRF Survey did not find evidence of acceptance of these items at MRFs. This is likely due to the fact that the pods are smaller than the 2 inch by 2 inch standard size requirement for sortation at MRFs.^{67,68}

Key Result B: Many commonly polluted single use plastic items do not have sufficient acceptance by municipal collection or sufficient U.S. domestic reprocessing capacity to provide consumers with reasonable assurance that a collected item will be recycled into another product.

Table 2 summarizes the survey results for single use plastic food service and convenience items that are typically found in a list of top plastic pollution items collected during beach cleanups.⁶⁹ The 2020 U.S. MRF Survey found limited or no acceptance of any of these items at MRFs. It should be noted that the PET used in clamshells and trays is not the same as that used in a soda bottle.⁷⁰ The survey also showed low processing capacity for the types of materials that the items are made from.

Based on the lack of acceptance by municipal collection and low processing capacity, the assessment showed that none of these items can be legitimately claimed or labeled as recyclable in the U.S. Furthermore, when accepted by MRFs, it was found that these items are collected in mixed plastic bales that have negligible value and are known to be disposed to landfill, incinerated or exported without verification of recycling such that a consumer cannot “check locally” to determine if the item will be recycled.

Table 2: Top Plastic Pollution Items: American Population’s Access to Municipal Collection & Likelihood of Recycling into New Product

Plastic Item	(A) Type of Plastic Commonly Used	(B) % of Total (367) U.S. Material Recovery Facilities that Accept the Item	(C) Access (%) American Population to Municipal Collection of the Item	(D) U.S. Reprocessing Capacity & Likelihood of Collected Materials Being Recycled into New Product	(E) Can Item be Legitimately Claimed or Labeled as “Recyclable” per FTC Green Guides
Plastic Clamshells	PET #1 ⁽¹⁾ PVC #3 PS #6	14%	7%	Low Reprocessing Capacity & Not Reasonable Likelihood of Recycling into New Product	No
Plastic Cups	PP #5 PS #6 Other #7	11%	5.5%	Low Reprocessing Capacity & Not Reasonable Likelihood of Recycling into New Product	No
Plastic Trays	PET #1 ⁽¹⁾ PP#5 Other #7	7%	3.5%	Low Reprocessing Capacity & Not Reasonable Likelihood of Recycling into New Product	No
Plastic Bag ⁽²⁾	HDPE #2 LDPE #4	4%	2%	Low Reprocessing Capacity & Not Reasonable Likelihood of Recycling into New Product	No
Expanded Polystyrene (EPS) Food Service	PS #6	3%	1.5%	Low Reprocessing Capacity & Not Reasonable Likelihood of Recycling into New Product	No
Plastic Lids & Caps (Loose)	PP #5 PS #6	3%	1.5%	Low Reprocessing Capacity & Not Reasonable Likelihood of Recycling into New Product	No
Plastic Plates	PS #6	1%	0.5%	Low Reprocessing Capacity & Not Reasonable Likelihood of Recycling into New Product	No
Plastic Cutlery, Straws & Stirrers	PP #5 PS #6	1%	0.5%	Low Reprocessing Capacity & Not Reasonable Likelihood of Recycling into New Product	No
Plastic Food Wrappers & Pouches	Multiple Types & Layers of Plastic	0%	0.0%	Negligible Reprocessing Capacity & Not Reasonable Likelihood of Recycling into New Product	No

Notes:

Column (A): The plastic items may be made from more than one type of plastic.

Column (B): % of U.S. Material Recovery Facilities that Accept the Item: % determined from 2020 U.S. MRF Survey (Details provided in Section 7.1)

Column (C): Access (%) of Total American Population to Municipal Collection of Item: Since about 50% of Americans have access to automatic curbside collection to MRFs, the access for total population was adjusted by access to municipal collection (Details provided in Section 7.3).

Column (D): Likelihood of Collected Materials Being Recycled into New Products: There must be adequate domestic processing capacity to create a reasonable likelihood that a collected plastic item will actually be recycled. (Details provided in Section 7.2)

Column (E): Overall assessment of whether the specific product can legitimately be claimed or labeled as recyclable based on Total Population Access (C) and Likelihood of Collected Materials being Recycled into New Products (D). The FTC Green Guides requires that a significant (>60%) portion of the Total American Population have access to municipal recycling to claim an item as recyclable.

(1) The PET used in clamshells and trays is not the same as that used in a soda bottle.⁷¹

(2) Plastic bags accepted by municipal systems. This does not include plastic bags collected by drop-off at private retail operations because the FTC requirements are based on municipal collection systems.

Key Result C: Plastics #3-7 cannot be legitimately labeled as “recyclable” under FTC guidelines. Consumers cannot “Check Locally” to determine if a plastic #3-7 item will actually be recycled into a new product.

Acceptance by MRFs of plastics #3-7 does not prove that the plastic will be destined “for reuse or use in manufacturing or assembling another item” as required by the FTC. The comprehensive 2020 U.S. MRF Survey of 367 collection and sortation systems documents that while some MRFs still accept plastics #3-7, some of the collected plastics #3-7 are being landfilled or incinerated due to lack of domestic market demand and buyers. Additionally, some MRFs that accept plastics #3-7 are known to still export plastic waste to countries with poor waste management and without verification that the plastic will actually be recycled into a new product. Therefore, plastics #3-7 is a category of products that municipal recycling programs may collect, but do not actually recycle, and labeling of products made from those types of plastic may be deceptive.

Companies often place labels of large recycle symbols with small words “Check Locally” on products that less than the FTC’s required “significant amount” (>60%) of Americans have access to recycle through a municipal collection system. “Check Locally” is often found on plastics #3-7 items. However, “Check Locally” is not legitimate because consumers cannot determine if their collected plastics will actually be recycled at a reprocessing facility. For example, if a resident checked on the local Salt Lake City recycling website, it states that plastic containers are accepted with photos including plastics #1-7.⁷² But it has been reported that plastic waste collected through curbside recycling in Salt Lake City is sent to a cement kiln where it is burned for energy and not recycled.⁷³

Companies cannot legitimately place recycle symbols or “Check Locally” text on plastics #3-7 because MRFs cannot inform consumers whether their collected plastics #3-7, which has negligible-to-negative market value, will actually be bought and recycled into a new product.

Key Result D: Many full body shrink sleeves on PET #1 and HDPE #2 bottles and jugs make them non-recyclable.

Many product companies are using full body shrink sleeve labels on plastic bottles to improve shelf appeal. Commonly used polyethylene terephthalate glycol (PETG) and polyvinyl chloride (PVC) shrink sleeves are known to prevent proper sortation of the bottles in MRFs and harm the operations of PET bottle recyclers/reprocessors.⁷⁴ Yet product companies continue to employ these types of shrink sleeves. The product companies are evidently aware that the shrink sleeves they use prohibit proper sortation and harm recycling of the plastic bottles because they place instructions on the bottles telling consumers to remove the shrink sleeves.

This is in violation of FTC Green Guides 16 CFR 260.12d that states: **“If any component significantly limits the ability to recycle the item, any recyclable claim would be deceptive. An item that is made from recyclable material, but, because of its shape, size, or some other attribute, is not accepted in recycling programs, should not be marketed as recyclable.”**⁷⁵ The FTC Green Guides do not allow companies to instruct consumers to remove an integral part of the product packaging to make it recyclable.

5. Conclusion and Forward Look

The comprehensive survey of U.S. post-consumer plastic product collection, sortation and reprocessing capacity determined that only PET #1 and HDPE #2 plastic bottles and jugs (without harmful shrink sleeves) can legitimately be claimed or labeled as recyclable. Recyclable labels on other consumer plastic products do not provide truthful advertising to American consumers and are a cause of contamination and inefficiency plaguing America’s municipal collection and plastics recycling/reprocessing systems.

As scientific evidence of the harm caused by plastic pollution continues to mount, discussions about what to do about single use plastic are underway in the U.S. Congress and city halls and state capitals across the country, as well as in corporate board rooms. This survey demonstrates that many types of commonly used plastic packaging are not recyclable, and are being landfilled, incinerated, or exported without verification of recycling. All of these approaches have significant consequences for environmental and human health, which will continue to increase as long as these packaging materials are employed.

The results of this survey effort are valid now, but may be affected in the future by changes in collected material value, Americans' access to municipal recycling, and domestic post-consumer plastic reprocessing capacity. There are negative economic factors working against recycling: fixed and operating costs of MRFs continue to increase as the commodity values of collected materials continues to decline.⁷⁶ As municipal collection contracts come up for renewal and service prices increase to cover the revenue gap, additional municipalities are considering whether to end curbside recycling.^{77,78,79} For example, in Brook Park, Ohio, the cost to process recyclables are going to skyrocket from \$44/ton to \$124/ton and city officials have begun considering options for managing the high cost including a possible moratorium on recycling.⁸⁰

The economic driver for collecting, sorting and reprocessing post-consumer plastic products is likely to worsen as expansion of plastic production lowers the cost of new resin.

While new types of plastics reprocessing systems are being discussed,⁸¹ chemical recycling processes are complicated, expensive and have not been proven at commercial scale to cost-effectively reprocess diverse post-consumer plastic waste and produce a resin that can be manufactured into another product. Furthermore, significant concerns persist about the energy and fresh water requirements and environmental impacts of chemical recycling systems.

Since the cost to recycle PET #1 and HDPE #2 is now higher than new plastic,⁸² there is no guarantee that even PET #1 and HDPE #2 bottles and jugs will meet the "recyclable" definition in the future.

Moving forward, an updated annual analysis and transparent, traceable account of the current domestic collection, sortation and recycling/reprocessing capacity of post-consumer plastic products is required to determine legitimacy of recyclable claims.

B. Survey Basis, Approach, Detailed Results and Evidence Found

6. Legal Basis for Recyclable Claims on Products

6.1 FTC Green Guides (16 CFR 260)

In the U.S., claims and labels relating to environmental benefits of products are regulated at the national level by the FTC “Green Guides” established by the FTC pursuant to its authority under U.S. Federal Trade Commission Act.⁸³ Codified in the U.S. Code of Federal Regulations 16 CFR 260 (Guides for the Use of Environmental Marketing Claims), the Green Guides contain standards and examples to help companies understand what constitutes deceptive or misleading environmental advertising.⁸⁴ The Green Guides do not preempt state or local laws.

The FTC Green Guides are based on consumer understanding of environmental claims and require that “Marketers must ensure that all reasonable interpretations of their claims are truthful, not misleading, and supported by a reasonable basis before they make the claims.”⁸⁵

The Green Guides’ requirements apply to labels, advertising, other forms of marketing in any medium directly or through implication. Claims on products, press releases, presentations and on company websites are covered.

The Green Guides state that “**A representation, omission, or practice is deceptive if it is likely to mislead consumers acting reasonably under the circumstances and is material to consumers’ decisions.**”⁸⁶ The FTC can take action under the FTC Act if a marketer makes an environmental claim inconsistent with the guides. The FTC and courts employ a “reasonable consumer test” to determine how fair-minded consumers in a general audience are likely to interpret certain claims.⁸⁷ Whether a particular claim is deceptive will depend on the net impression of the advertisement, label, or other promotional material at issue. The FTC states that “A representation, omission, or practice is deceptive if it is likely to mislead consumers acting reasonably under the circumstances and is material to consumers’ decisions.”

The key requirements of the Green Guides related to “recyclable” claims and labels on products are summarized in this section.

1. **Substantiation of Marketing Claims Must Be Made Before Claims are Made (16 CFR 260.2)**

The Green Guides require that “Marketers must ensure that their claims are supported by a reasonable basis **before** they make claims. A reasonable basis often requires reliable scientific evidence. Such evidence consists of analyses and research that have been evaluated in an objective manner.”

2. **“Recyclable” Claims Require Established Programs for Collection, Separation and Recovery for Use in Manufacturing Another Item (260.12a)**

The FTC requires *existing* programs to collect, separate and use the product in manufacturing another product. Material recovery facilities perform the collection and sortation function. Plastic recycling facilities reprocess the collected materials into plastic resin for use in manufacturing another product. Therefore, existing programs run by municipalities to collect and sort items at a MRF alone are insufficient to meet the “recycling” requirement. There must also be recycling/reprocessing capacity for the plastic item to turn it into resin that can be used by manufacturers.

§ 260.12 Recyclable claims.

(a) It is deceptive to misrepresent, directly or by implication, that a product or package is recyclable. A product or package should not be marketed as recyclable unless it can be collected, separated, or otherwise recovered from the waste stream through an established recycling program for reuse or use in manufacturing or assembling another item.

Figure 2. FTC Green Guides 16 CFR 260.12a

3. **At Least 60% of Americans Must Have Access to Recycling Facilities for a Product to be Labeled as “Recyclable” (260.12b1)**

To legitimately claim a product as “recyclable,” the FTC requires that recycling facilities be available to a “substantial majority” of Americans, defined to be at least 60 percent. The FTC states that “Marketers should qualify all recyclable claims for products that do not meet the 60 percent facility availability threshold. The lower the levels of access to appropriate facilities. The more strongly the marketer should emphasize the limited availability of recycling for the product.”⁸⁸

(b) Marketers should clearly and prominently qualify recyclable claims to the extent necessary to avoid deception about the availability of recycling programs and collection sites to consumers.

(1) When recycling facilities are available to a substantial majority of consumers or communities where the item is sold, marketers can make unqualified recyclable claims. The term “substantial majority,” as used in this context, means at least 60 percent.

Figure 3. FTC Green Guides 16 CFR 260.12b1

4. **“Qualified” Recycling Claims May be Made for Limited Recycling Access (260.12b2)**

The FTC requires that when recycling facilities are available to less than a substantial majority of consumers or communities where the item is sold, marketers should qualify all recyclable claims. “Qualified” allows use of the recyclable symbol but requires additional wording describing the limitations. The lower level the access, the more limitation text required.

(2) When recycling facilities are available to less than a substantial majority of consumers or communities where the item is sold, marketers should qualify all recyclable claims. Marketers may always qualify recyclable claims by stating the percentage of consumers or communities that have access to facilities that recycle the item. Alternatively, marketers may use qualifications that vary in strength depending on facility availability. The lower the level of access to an appropriate facility is, the more strongly the marketer should emphasize the limited availability of recycling for the product. For example, if recycling facilities are available to slightly less than a substantial majority of consumers or communities where the item is sold, a marketer may qualify a recyclable claim by stating: “This product [package] may not be recyclable in your

area,” or “Recycling facilities for this product [package] may not exist in your area.” If recycling facilities are available only to a few consumers, marketers should use stronger clarifications. For example, a marketer in this situation may qualify its recyclable claim by stating: “This product [package] is recyclable only in the few communities that have appropriate recycling facilities.”

Figure 4. FTC Green Guides 16 CFR 260.12b2

5. **“Check Locally” Not Allowed by the FTC (260.12b2 Example 4)**

The use of a label with the instruction to consumers to simply “Check Locally” is not approved in the FTC Green Guides. In an example in the Green Guides, the FTC states: “A paperboard package is marketed nationally and labeled either “Recyclable where facilities exist” or “Recyclable: Check to see if recycling facilities exist in your area.” Recycling programs for these packages are available to some consumers, but not available to a substantial majority of consumers nationwide. **Both claims are deceptive because they do not adequately disclose the limited availability of recycling programs.**”

6. **Products Cannot be Labeled Recyclable if they have a Component that Significantly Limits the Ability to Recycle the Item (260.12c,d)**

The FTC does not allow a product to be labeled “recyclable” if it contains a non-incident component that “limits the ability to recycle the item.” As described in Section 10, full body shrink sleeves on plastic containers often make the product not sortable in a MRF or non-recyclable by plastics reprocessors.

The FTC Green Guides make no allowance for requiring customers to cut off labels or separate major components of an item.

(c) Marketers can make unqualified recyclable claims for a product or package if the entire product or package, excluding minor incidental components, is recyclable. For items that are partially made of recyclable components, marketers should clearly and prominently qualify the recyclable claim to avoid deception about which portions are recyclable.

(d) If any component significantly limits the ability to recycle the item, any recyclable claim would be deceptive. An item that is made from recyclable material, but, because of its shape, size, or some other attribute, is not accepted in recycling programs, should not be marketed as recyclable.⁴⁸

Figure 5. FTC Green Guides 16 CFR 260.12c,d

7. Incineration is Not Recycling (260.12d)

In an example, the FTC states: “A container can be burned in incinerator facilities to produce heat and power. It cannot, however, be recycled into another product or package. Any claim that the container is recyclable would be deceptive.”

The FTC Green Guides make no allowance for collecting a waste as a “recyclable” material when the end fate of the material is destruction through burning (e.g. via sales to a cement kiln to burn for energy) or combustion (e.g. via pyrolysis to fuel that will then be combusted in vehicles).

8. FTC Requires the Collected Items Be Recycled

In the FTC Green Guides Statement of Basis and Purpose section titled “Packages Collected for Public Policy Reasons but Not Recycled,” the FTC states: “The Commission agrees that unqualified recyclable claims for categories of products that municipal recycling programs collect, but do not actually recycle, may be deceptive. To make a non-deceptive unqualified claim, a marketer should substantiate that a substantial majority of consumers or communities have access to facilities that will actually recycle, not accept and ultimately discard, the product. As part of this analysis, a marketer should not assume that consumers or communities have access to a

particular recycling program merely because the program will accept a product.”⁸⁹

This FTC requirement puts the burden of proof on product companies to substantiate that MRFs that are accepting their recyclable-labeled products are selling plastic bales to reprocessors that are verifiably recycling the plastic bales into resin for manufacturing into new products.

6.2 Deceptive Recyclable Claim Case: Keurig Plastic Coffee Pods

In September 2018, a class action lawsuit was filed by an individual consumer in California against Keurig Green Mountain, Inc., (“Keurig”) over recyclability claims and labels on their single use beverage plastic pod products.⁹⁰ As shown in Figure 6, the plaintiff alleged that Keurig’s “recyclable” single-serve plastic coffee pods were mislabeled as such because they are not in fact recyclable, due to their size, composition, and the lack of a market to reuse the pods.

16 2. This Complaint seeks to remedy Defendants’ unlawful, unfair and deceptive
17 business practices with respect to the advertising, marketing and sales of plastic single serve pods
18 that contain coffee and that are labeled as “recyclable” (the “Products”).¹ The Products are
19 advertised, marketed and sold as recyclable. However, even if consumers take the many steps
20 required to place the Products in their recycling bins, they are not in fact recyclable because most
21 municipal recycling facilities are not properly equipped to capture such small materials.
22 Furthermore, even where such facilities exist that are capable of segregating the Products from
23 the general waste stream, the Products usually still end up in landfills anyway as there is no
24 market to recycle the Products.

Figure 6 – Deceptive Complaint in Smith vs. Keurig Class Action Lawsuit (September 28, 2018)⁹¹

In June 2019, the District Court denied Keurig’s motion to dismiss the case.⁹² Table 3 summarizes the key points in the District Court’s decision and relevance to general issues of product labeling. In October 2019, the case moved to Discovery phase.⁹³

Table 3: Key Points in the District Court’s decision⁹⁴

U.S. Federal District Court Ruling	Relevance to Product Labeling
III.A.2 Plaintiff does not allege that she was injured by her inability to recycle the Pods, but rather that she suffered economic injury due to Defendant’s mislabeling because she paid more than she would have paid had she known the Pods were not recyclable. The complaint here adequately alleges both materiality and that the mislabeling altered Plaintiff’s course of action.	This judgement indicates that (1) labels on products affect consumer purchasing decisions and (2) incorrect labels can cause economic injury.
III.A.1: The complaint alleges that the disputed Pods are not recyclable at any MRF. If that is true, a “check locally” disclaimer could be misleading, as the disclaimer would falsely lead customers to believe that there was any point in “checking locally.”	This judgement indicates that it is deceptive to instruct consumers to “check locally” if the consumer cannot determine if a plastic item will actually be recycled after collection by a MRF.
III.A.3: Keurig wrongly assumes that Plaintiff’s injury is merely the inability to recycle. However, Plaintiff’s alleged injury is not that she was unable to recycle the Pods, but instead that she was misled to believe they were recyclable due to Defendant’s mislabeling.	This judgement indicates that the harm to consumers is in labeling of product and the fault resides with the product manufacturer. The inability to recycle a product is not the fault of the municipal collection/sortation system or plastic recycler/reprocessors.
III.B: The Green Guides state that if a product is rendered non-recyclable because of its size or components—even if the product’s composite materials are recyclable—then labeling the product as recyclable would constitute deceptive marketing. See id. § 260.12(d).	This judgement indicates support for deceptive claims against bottles with full body shrink sleeve labels that prevent sortation or harm plastic recycling/reprocessing equipment.
III.B: Defendant further contends that it would be unduly burdensome to require Keurig to constantly monitor the number of MRFs at which the Pods are recyclable and revise its labeling accordingly.	This argument by Keurig shows lack of commitment to improving the recyclability of their products or reducing contamination in America’s recycling system.

7. Survey of Plastic Waste Collection/Sortation and Reprocessing: Technical Approach and Detailed Results

To meet the “recyclable” label threshold required by the FTC Green Guides, Americans must have access to both collection/sortation *and* recycling/reprocessing of a specific item into plastic resin that could be used to manufacture another item. In this comprehensive survey, both types of facilities were assessed:

- 1. Collection and sortation (MRF) facilities:** The 367 operating U.S. residential MRFs were surveyed for their posted lists of specific types of plastic products that are accepted in their curbside recycling bins. (Details provided in Section 7.1 - Survey of U.S. Material Recovery Facilities)⁹⁵
- 2. Plastic reprocessing facilities** that turn the collected/sorted material into plastic resin were surveyed for total U.S. processing capacity of specific types of post-consumer plastics. (Details provided in Section 7.2 - Survey of U.S. Recycling/Reprocessing Capacity for Post-Consumer Plastic Waste)

It is insufficient for Americans to have access to collection/sortation of an item if there is insufficient recycling/reprocessing capacity to produce resin to manufacture/assemble a new item from the material. Similarly, if there is sufficient reprocessing capacity but insufficient collection/

sortation facilities and operations, then an item may not reasonably be considered recyclable.

The policies of two U.S. major recycling industry associations, Institute of Scrap Recycling Industries (ISRI) and the Association of Plastic Recyclers (APR), agree with the position that collection alone is not recycling. According to an article in ISRI’s Scrap magazine, “ISRI has long held that for a product to be recyclable, it must be both technologically and economically feasible to recycle.” In the same article, APR’s President stated, “There must be consumer access to a recycling program, a recycler must be able to process the material, and there must be an end market.”⁹⁶

7.1 Survey of U.S. Material Recovery Facilities

7.1.1 SURVEY METHODOLOGY AND PUBLIC TRANSPARENCY

A comprehensive, objective survey of acceptance of plastic items at U.S. Residential MRFs for curbside recycling was performed from October to December 2019 and reverified in January 2020. The survey was performed and verified by technically qualified volunteers of The Last Beach Cleanup:⁹⁷ two registered professional chemical engineers and a recycling industry expert. The technical experts involved have no conflicts of interest related to legitimate recyclable labels for plastic products that would influence the assessment or results. The acceptance information was found in the public

domain and is publicly shared to promote transparency and establish a traceable account of facts related to plastic “recyclable” claims and labels. The details of the survey were captured in a spreadsheet that is publicly available for downloading on [The Last Beach Cleanup](#) website. A copy of the 2020 U.S. MRF Survey spreadsheet version (dated February 9, 2020) that was the basis for the metrics stated in this report is provided in Attachment 1 to this document.

MRF Survey Basis and Verification: A comprehensive listing of “Commingle Residential MRFs” was published by The Recycling Partnership in the public domain on their website in Fall 2019.⁹⁸ The map provided the names and locations of approximately 370 MRFs in the U.S. The Recycling Partnership attributed the data to Resource Recycling, a news source in the U.S. recycling industry.⁹⁹ The information in the Recycling Partnership MRF map was manually extracted and compiled into the 2020 U.S. MRF Survey spreadsheet. The operational status of each MRF was verified through public domain searches. Approximately 17 MRF sites were found to be incorrect because they were duplicate listings, no longer in operation or no longer Residential MRFs. An additional 15 operating MRFs were identified through review of waste/recycle company websites and other information. A list of corrections was submitted to The Recycling Partnership on January 23, 2020 with a suggestion that their map be updated. The final count of operating U.S. MRFs surveyed was 367. Links to MRF information were captured on the 2020 U.S. MRF Survey spreadsheet. Links to videos about the MRFs were captured when found.

Survey of Plastic Item Acceptance: A “MRFshed” approach was employed to survey the acceptance of plastic items by Americans who have access to curbside recycling. A MRFshed is defined “as a group of communities that funnel material into the same materials recycling facility (MRF).”¹⁰⁰ Through web searches, each MRF was investigated for the public disclosure of items accepted for curbside recycling. About one-third of the MRFs provided information on acceptance of plastic items at their facility. When MRF acceptance information was not found, a search of websites of a local city or county that directs recycling to a specific MRF was performed. If information could not be found for the specific MRF or local municipality, recycling guidance provided by the MRF owner (e.g. Republic Services’ Recycling Simplified¹⁰¹ guidelines to customers) was captured. The acceptance guidance provided by MRFs and local municipal governments ranged from complicated “wizard” search tools to easily understandable text and photos. Where there was inconsistency between text and photo guidance, all items listed or shown were considered accepted. This approach was intentionally conservative to avoid bias.

Evidence of Disposal of Collected Plastic Materials

News and internet searches were performed to document evidence of disposal to landfill or incineration of collected plastic materials. The information provided by Waste Dive in the “How recycling is changing in all 50 states” website was reviewed.¹⁰² A summary of the evidence found is given in Table 8 and links are also provided in the 2020 U.S. MRF Survey spreadsheet.

Evidence of Export of Collected Plastic Materials to Countries with Poor Waste Management

News and internet searches were performed to document evidence of export of plastic waste to countries that are not equipped to safely and securely recycle post-consumer plastic waste. An analysis of the U.S. Census Bureau database of plastic waste exports was performed to quantify the amount of plastic waste shipped by each state in 2019 (through November) to countries with poor waste management.¹⁰³ A summary of the evidence found is given in Table 9 and links are also provided in the 2020 U.S. MRF Survey spreadsheet.

Survey of Largest U.S. Material Recovery Facilities

In addition to the comprehensive survey of all 367 operating U.S. Residential MRFs, the 65 largest U.S. MRFs¹⁰⁴ were analyzed to ensure that there wasn’t a bias in the results based on population access and mass throughput capacity of the facilities. The acceptance rates by the largest 65 MRFs were found to be in alignment in acceptance rates of all 367 U.S. MRFs. Since the largest MRFs are typically better funded than most MRFs and able to invest in expensive advanced sortation, the largest MRFs accepted slightly more types of plastics.

Customer “Check Locally” Enquiries to MRFs

Researchers and interested stakeholders involved in the 2020 U.S. MRF Survey found that they were customers of MRFs that accepted plastics #3-7 in their recycling bins. The researchers and stakeholders called five MRFs and enquired, as legitimate customers, about the destination and final fate of their plastics #3-7 and non-bottle plastics #1-2 if they put them in the recycle bin. The MRF representatives could not provide credible information to their customers on where, how or if the non-bottle plastics were actually recycled. While this was a selected sampling, it indicates that few MRFs that accept low value plastics #3-7 can credibly inform customers, who are attempting to “check locally” whether the collected plastics will be processed into new products.

Use of the Survey: The 2020 U.S. MRF Survey results may be quoted with attribution to Greenpeace. The information in the Survey spreadsheet may be quoted with attribution to the original source of the information (provided by links in the spreadsheet). The spreadsheet itself is the intellectual property of The Last Beach Cleanup and may not be reproduced without express written consent.

Table 4: Plastic Items: Acceptance for Municipal Collection by U.S. MRFs & Evidence of Disposal or Export to Countries with Poor Waste Management

Plastic Item	Acceptance at U.S. MRFs (367 Total)	Acceptance at Largest 65 U.S. MRFs (65 Total)	Non-Bottle Plastics: Acceptance by MRFs with Evidence of Disposal or Export of Collected Mixed Plastics
PET #1 Bottles & Jugs	366 (100%)	65 (100%)	
HDPE #2 Bottles & Jugs	367 (100%)	65 (100%)	
PP #5 Tubs	196 (53%)	37 (57%)	192 of 196
Plastic Clamshells	51 (14%)	8 (12%)	51 of 51
Plastic Cups	41 (11%)	9 (14%)	41 of 41
Plastic Trays	25 (7%)	6 (9%)	25 of 25
Plastic Bags	13 (4%)	2 (3%)	13 of 13
Styrofoam Food Service	10 (3%)	0 (0%)	10 of 10
Plastic Lids & Caps (Loose)	11 (3%)	6 (9%)	11 of 11
Plastic Plates	4 (1%)	1 (2%)	4 of 4
Plastic Cutlery, Straws & Stirrers	2 (1%)	0 (0%)	2 of 2
Plastic Food Wrappers & Pouches	1 (0%)	1 (2%)	Pilot MRF Program Only ¹⁰⁵
PP #5 or PS #6 Coffee Pods	0 (0%)	0 (0%)	Not accepted by MRFs

Survey Updates: Submissions by MRFs and local governments are welcomed to update or correct the information found and presented. Links to publicly available information are required to revise the traceable account. Since external links may change at any time, we request notification of a broken link. Please send updates with links to lastbeachcleanup@gmail.com.

7.1.2 2020 U.S. MRF SURVEY RESULTS

Table 4 summarizes the acceptance of plastic items by municipal MRF collection and corresponding evidence of disposal or export of plastic waste by MRFs. MRFs that still accept non-bottle plastics may be disposing or exporting the collected low-value mixed plastic waste.

7.2 Survey of U.S. Recycling/Reprocessing Capacity for Post-Consumer Plastic Waste

Material recycling/reprocessing facilities that process the collected/sorted material into plastic resin for use in manufacturing or assembling another item are required to be “established” by the FTC for an item to be labeled as recyclable. Since export markets are closing and do not provide sufficient assurance of recycling, sufficient domestic recycling/reprocessing capacity must exist for the plastic material collected by the MRFs to be recycled. The plastics industry publishes limited information on the capacity of U.S. plastic recyclers/reprocessors for specific types of post-consumer plastic waste. Estimates of U.S. domestic post-consumer plastic recycling/reprocessing capacity are made to determine if sufficient capacity exists to assure customers that a plastic product has a sufficient likelihood of actually being recycled

into a new product if it is accepted by a MRF. The estimates are summarized in Table 5 and detailed in Sections 7.2.1 - 7.2.7.

Table 5: Summary of Estimates of Current 2020 U.S. Recycling/Reprocessing Capacity for Post-Consumer Plastic Waste

Plastic Type	Estimate of Current U.S. Recycling/Reprocessing for Post-Consumer Plastic Waste
#1 PET	22.5%
#2 HDPE	12%
#3 PVC	Negligible
#4 LDPE/LLDPE	Less than 5%
#5 PP	Less than 5%
#6 PS	Less than 1%
#7 Other	Negligible

7.2.1 USEPA 2017 PLASTIC RECYCLING RATES

Recycling rates for plastic items provide a basic indication of recycling capacity because production rates are a portion of production capacity. The most recent USEPA recycling rates (2017) for U.S. post-consumer plastics are summarized in Table 6.¹⁰⁶ The “recycled” material includes a significant amount of exported material. In 2017, 931 million kg of plastic waste was still sent to China and Hong Kong.¹⁰⁷ Since China’s National Sword restrictions began on January 1, 2018, current 2019-2020 recycle rates are estimated to be lower, particularly for plastics #3-7, due to the significant decrease in plastic waste exports.¹⁰⁸ Nevertheless, the 2017 data provides an order-of-magnitude indication of U.S. reprocessing capacity.

Table 6: 2017 U.S. EPA Facts and Figures about Materials, Waste and Recycling¹⁰⁹

USEPA 2017 Solid Waste Data	Total Post-Consumer Plastic Waste (Thousand Tons)				Total Plastics in Containers & Packaging (C&P) (Thousand Tons)			
	Total Plastic Waste	% by Resin Type	Total Recycled	Total % Recycled	C&P Plastic Waste	% by Resin Type	C&P Recycled	C&P % Recycled
#1 PET	5,010	14%	910	18.2%	3,650	25%	910	24.9%
#2 HDPE	6,150	17%	580	9.4%	3,740	26%	580	15.5%
#3 PVC	960	3%	Negligible	0.0%	430	3%	Negligible	0.0%
#4 LDPE/LLDPE	8,080	23%	340	4.2%	3,880	27%	340	8.8%
#5 PP	8,000	23%	50	0.6%	1,840	13%	50	2.7%
#6 PS	2,350	7%	10	0.4%	570	4%	10	1.8%
#7 PLA	90	0%	Negligible	0.0%	20	0%	Negligible	0.0%
Other resins	4,730	13%	1,070	22.6%	360	2%	Negligible	0.0%
Total Plastics	35,370	100%	2,960	8.4%	14,490	100%	1,890	13.0%

7.2.2 2020 U.S. DOMESTIC REPROCESSING CAPACITY FOR POST-CONSUMER POLYETHYLENE TEREPHTHALATE (PET) PLASTIC #1 WASTE

Available data indicates that the current U.S. domestic reprocessing capacity for post-consumer PET plastic waste is approximately 22.5% of the total post-consumer PET plastic waste generated. This estimate is supported by the 18.2% recycling rate reported by the USEPA in 2017 and other evidence. Therefore, there is **sufficient likelihood** that post-consumer PET waste collected by MRFs is recycled/reprocessed into plastic resin for manufacturing of new products in the U.S. It is reasonable for U.S. consumers to believe that PET bottles and jugs that are collected by municipal systems will be recycled/reprocessed into a new product.

Evidence supporting this estimate:

1. The National Association for PET Container Resources (NAPCOR) reported that at the end of 2017 there were 22 PET recycling/reprocessing plants operating in the U.S. with total annual nameplate capacity of 2,255 million pounds capacity.¹¹⁰
2. As shown in Table 6, the U.S. produced 5.01 million tons (10 billion lbs) of PET waste in 2017. Therefore, existing U.S. domestic capacity for recycling/reprocessing PET waste is estimated to be about 22.5%.

7.2.3 U.S. DOMESTIC REPROCESSING CAPACITY FOR POST-CONSUMER HIGH DENSITY POLYETHYLENE (HDPE) PLASTIC #2 WASTE

Available data indicates that the current U.S. domestic reprocessing capacity for post-consumer HDPE plastic waste is approximately 12% of the total post-consumer HDPE plastic waste generated. This estimate is supported by the 9.4% recycling rate reported by the USEPA in

2017 and other evidence. Therefore, there is **moderate likelihood** that post-consumer HDPE waste collected by MRFs is recycled/reprocessed into plastic resin for manufacturing of new products in the U.S. It is reasonable for U.S. consumers to believe that HDPE bottles and jugs that are collected by municipal systems will be recycled/reprocessed into a new product.

Evidence supporting this estimate:

1. The Association of Plastics Recyclers (APR) reported the total U.S. HDPE postconsumer reclamation capacity was 1,418 million pounds with 25 recycling/reprocessing plants operating in the U.S.¹¹¹
2. As shown in Table 3, the U.S. produced 6.15 million tons (12.3 billion lbs) of HDPE waste in 2017. Therefore, existing U.S. domestic capacity for recycling/reprocessing HDPE waste is estimated to be about 12%.

7.2.4 U.S. DOMESTIC REPROCESSING CAPACITY FOR POST-CONSUMER HIGH POLYVINYL CHLORIDE (PVC) PLASTIC #3 WASTE

The USEPA data in Table 6 indicates that the current U.S. domestic reprocessing capacity for post-consumer PVC plastic waste is negligible. When it is accepted by a MRF, plastic #3 is typically collected as part of a mixed plastics #3-7 bale. There is negligible value for mixed plastic #3-7 bales across the country and the collected mixed plastics are often disposed to landfills or destroyed by incineration. Therefore, there is **negligible likelihood** that post-consumer PVC waste collected by MRFs is recycled/reprocessed into plastic resin for manufacturing of new products in the U.S. It is not reasonable for U.S. consumers to believe that PVC products that are collected by municipal systems will be recycled/reprocessed into a new product.

7.2.5 U.S. DOMESTIC REPROCESSING CAPACITY FOR POST-CONSUMER LOW DENSITY POLYETHYLENE (LDPE) PLASTIC #4 WASTE

The USEPA data in Table 6 indicates that the current U.S. domestic reprocessing capacity for post-consumer LDPE plastic waste is less than 5%. When it is accepted by a MRF, plastic #4 is typically collected as part of a mixed plastics #3-7 bale. Therefore, there is **low likelihood** that post-consumer LDPE waste collected by MRFs is recycled/reprocessed into plastic resin for manufacturing of new products in the U.S. It is not reasonable for U.S. consumers to believe that LDPE products that are collected by municipal systems will be recycled/reprocessed into a new product.

7.2.6 U.S. DOMESTIC REPROCESSING CAPACITY FOR POST-CONSUMER POLYPROPYLENE #5 PLASTIC WASTE

Available data indicates that the current U.S. domestic reprocessing capacity for post-consumer polypropylene plastic waste is approximately 2-5% of the total post-consumer plastic waste generated. This conservative estimate is supported by the low (0.6%) recycling rate reported by the USEPA in 2017 and other evidence. When it is accepted by a MRF, plastic #5 is typically collected as part of a mixed plastics #3-7 bale. Therefore, there is **low likelihood** that post-consumer polypropylene waste collected by MRFs is recycled/reprocessed into plastic resin for manufacturing of new products in the U.S. It is not reasonable for U.S. consumers to believe that polypropylene products that are collected by municipal systems will be recycled/reprocessed into a new product.

Evidence supporting this estimate:

1. Polypropylene is reportedly “one of the least recycled post-consumer plastics, at a rate below 1 percent for post-consumer recovery.”¹¹²
2. KW Plastics (Alabama) is reported to be the largest processor of U.S. post-consumer polypropylene plastic waste. According to Plastics News,¹¹³ KW has extrusion capacity to reprocess 650 million pounds of plastics a year, split about evenly between polyethylene and polypropylene. Plastics News also reports that post-consumer plastics is 87% of KW Plastics reprocessing. Therefore, KW Plastics capacity for post-consumer polypropylene plastic waste is estimated to be about 283 million lbs. As shown in Table 6, the U.S. produced 8 million tons (16 billion lbs) of polypropylene waste in 2017. Therefore, KW Plastics has the capacity to process 1.8% of U.S. post-consumer plastic waste.
3. Assuming that KW Plastics processes about one half of post-consumer polypropylene plastic waste, the total current U.S. capacity to recycle/reprocess polypropylene plastic waste is estimated to be less than 5%.

7.2.7 U.S. DOMESTIC REPROCESSING CAPACITY FOR POST-CONSUMER POLYSTYRENE (PS) PLASTIC #6 WASTE

The USEPA data in Table 6 indicates that the current U.S. domestic reprocessing capacity for post-consumer polystyrene plastic waste is less than 1%. When it is accepted by a MRF, plastic #6 is typically collected as part of a mixed plastics #3-7 bale. Therefore, there is **low likelihood** that post-consumer polystyrene waste collected by MRFs is recycled/reprocessed into plastic resin for manufacturing of new products in the U.S. It is not reasonable for U.S. consumers to believe that polystyrene products that are collected by municipal systems will be recycled/reprocessed into a new product. As an example, the City of San Antonio still tells citizens to place polystyrene foam food containers in recycling bins even though the local MRF can't recycle it and views it as harmful contamination.¹¹⁴

7.2.7 U.S. DOMESTIC REPROCESSING CAPACITY FOR PLASTIC #7 WASTE

Plastic waste #7 includes multiple types of plastics “other” than plastics #1-6, including bio-based plastics such as polylactic acid (PLA) plastic. The USEPA data in Table 6 indicates that the current U.S. domestic reprocessing capacity for “other” plastic waste is negligible. When it is accepted by a MRF, plastic #7 is typically collected as part of a mixed plastics #3-7 bale. Therefore, there is **negligible likelihood** that post-consumer plastic #7 waste collected by MRFs is recycled/reprocessed into plastic resin for manufacturing of new products in the U.S. It is not reasonable for U.S. consumers to believe that plastic #7 products that are collected by municipal systems will be recycled/reprocessed into a new product.

7.3 Current U.S. Access to Municipal Collection and Sortation

To legitimately claim a product as “recyclable”, the FTC requires that recycling facilities be available to a “substantial majority” of Americans, defined to be at least 60 percent. The FTC focuses on “community-based” recycling systems, rather than privately operated mail-back or retail store take-back programs, in determining recycling availability.

The SPC 2015/2016 Centralized Study on Availability of Recycling employed three levels of access to municipal collection to determine availability of recycling for plastic products: automatic curbside collection, opt-in or subscription curbside collection and drop-off collection centers.¹¹⁵

In the four years since the 2015/2016 study was performed, many U.S. communities have reduced or eliminated municipal recycling services offered to residents, as documented by Waste Dive’s website “How recycling has changed in all 50 states.”¹¹⁶ Table 7 provides an updated estimation of Americans’ access to collection services for recycling in 2020. The 2020 estimation basis is shown and described below the table.

Table 7: Access to Collection Services for Recycling: 2020 Update Estimation

American Population Access to Municipal Collection for Recycling	Total U.S. Population 2015/2016 ¹¹⁷	(A) Total U.S. Population Winter 2019/2020 (estimated)	Estimation Basis: Change from 2015	(B) PP#5 Tub Acceptance (Recycling Not Assured)	PP#5 Acceptance Basis	Total US PP#5 Tub Acceptance (A x B)
Automatic Curbside Collection	53%	50%	-5%	53%	2020 U.S. MRF Survey	27%
Opt-In/Subscription for Curbside Collection	20%	18%	-10%	10%	No value for plastics #3-7	1.8%
Drop Off Access to Collection	21%	19%	-10%	10%	No value for plastics #3-7	1.9%
No Access to Collection for Recycling	6%	13%		0%		69%
Total Access to Collection for Recycling (Collected materials may not actually be recycled)	94%	87%				31%

Automatic Access to Curbside Collection Systems:

Automatic access to curbside collection refers to collection provided at a residence or apartment complex as a part of municipal waste collection that is trucked to a MRF. The 2015/2016 SPC Report estimated that 53% of Americans had this type of access to recycling.¹¹⁸ Due to the decline in commodity value and increase in service fees charged, the number of municipalities providing curbside collection has declined over the past four years.

For the purpose of this 2020 assessment, a decline of 5% in automatic access to curbside collection sites was estimated based on news reports from across the country.

Opt-In/Subscription Collection Systems:

According to SPC, “an opt-in program is one provided by a community or its contractor in which residents must sign up and, in some cases, pay an additional fee to participate in recycling” and 20% of Americans had access to this type of collection in 2015/2016.¹¹⁹

The number of opt-in/subscription service contracts has fallen over the past four years, as documented by Waste Dive’s website “How recycling has changed in all 50 states.”¹²⁰ Opt-in/subscription service contracts have dramatically risen in cost due to the decline of all materials commodity values.¹²¹ For the purpose of this 2020 assessment, a decline of 10% in opt-in/subscription service contracts was estimated.

Opt-in/subscription collection systems are more selective on the items accepted than MRFs. Opt-in/subscription want

valuable PET and HDPE bottles and jugs because they are most easily baled and sold to domestic buyers. For the purpose of this 2020 assessment, it was estimated that 10% of opt-in/subscription service contractors accept PP#5 tubs and containers to bale and sell to recyclers/reprocessors.

Drop Off Collection Systems:

According to SPC, “drop-off recycling refers to a program where residents bring recyclables to a collection point away from their residence” and 21% of Americans had access to this type of collection in 2015/2016. The number of drop-off collection sites has also fallen over the past few years. Drop-off collection sites are commonly located in rural areas, often run by volunteers and have struggled to survive due to the decline of all materials commodity values.¹²² For the purpose of this 2020 assessment, a decline of 10% in drop-off collection sites was estimated.

Drop-off collection systems are more selective on the items accepted. Drop-off collection systems want valuable PET and HDPE bottles and jugs because they are most easily baled and sold to domestic buyers. For example, the two collection sites in Albany, Georgia, accept “only plastic soda bottles and clear milk jugs.”¹²³ In Norman, Oklahoma acceptance policy was changed to plastic bottles and jugs only due to the lack of market demand for plastics #3-7.¹²⁴ In Thomas, West Virginia, the drop-off centers now do not accept any type of plastic.¹²⁵ For the purpose of this 2020 assessment, it was estimated that 10% of drop-off sites accepted PP#5 tubs and containers to sell to recyclers/reprocessors.

8. Evidence of Collected Plastic Disposal and Export to Countries with Poor Waste Management

Extensive evidence of collected plastics waste being disposed or exported to countries with poor waste management was found during the U.S. MRF Survey. This evidence shows that consumers cannot “Check Locally” to determine if an item accepted for collection by a MRF will be bought by a recycler/reprocessor to be manufactured into a new product.

The detailed survey of U.S. MRF’s acceptance of plastic items revealed:

- a. **Table 7:** While some MRFs still accept plastics #3-7 and non-bottle plastics #1 & 2, there is extensive evidence that collected plastics are being landfilled or incinerated due to lack of market demand.
- b. **Table 8:** Some MRFs that accept plastics #3-7 and non-bottle plastics #1 & 2s are known to export plastic waste outside of North America to countries with poor waste management without verification that the plastic will actually be recycled into a new product.

While there is strong evidence that exported plastic wastes are not all recycled but are often dumped or burned in receiving countries, many U.S states continue to export plastic waste to countries with poor waste management.¹²⁶ Figure 7 shows the largest state exporters of plastic waste to countries with poor waste management in 2019.

Table 8: Evidence that Collected Plastic Waste is Not Recycled: Disposed, Incinerated or Stored

State	Material Recovery Facility (MRF)	Evidence of Collected Plastic Material Not Recycled (Sent to Landfill, Incinerated or Stored)
Nationwide	Waste Management MRFs	The nation’s largest waste hauler and MRF operator, Waste Management, states that collected plastics that have no market demand will be responsibly disposed. ¹²⁷
Arizona	Tucson MRFs	Most Nogales recyclables end up in landfills. ¹²⁸
Arizona	Arizona MRFs	MRFs in Arizona are sending some collected materials to landfills. ¹²⁹
California	California MRFs	Collected plastic #3-7 is being sent to landfill. ¹³⁰
California	San Diego MRFs	City of San Diego does not tell citizens the destination of plastics #3-7. ¹³¹
California	Los Angeles MRFs	Waste haulers in the RecyclA program are required to collect plastics that have no market value and cannot be recycled. ¹³²
California	ReThink Waste Shoreway MRF	MRF states that plastics #3-7 are collected and sent to landfills. ¹³³
California	Manhattan Beach	Per the City’s current Franchise Agreement, the City’s hauler is required to accept plastics #1-7 in the recycling container. However, actual market value of certain plastics and recycling feasibility is subject to change. ¹³⁴
California	California MRFs	Recyclables are being dumped to landfill. ¹³⁵
Colorado	Colorado MRFs	Waste Management is stockpiling plastics #3-7 because there are no buyers. ¹³⁶
Connecticut	Willimantic MRF	Recyclables that are not bought or are contaminated are sent to an incinerator. ¹³⁷
Florida	City of Clearwater MRF	Collected recyclables were trucked to nearby incinerator instead of being recycled. ¹³⁸
Florida	MARPAN MRF	Marpan states that they send non-recyclable items to landfill. ¹³⁹
Florida	Florida MRFs	Materials collected for recycling that have no markets are landfilled. ¹⁴⁰
Florida	Lee County MRF	MRF is co-located with an incinerator. ¹⁴¹
Florida	Palm Beach MRF	MRF is co-located with an incinerator. MRF sent collected plastics to incinerator. ¹⁴²
Georgia	Athens Clarke County MRF	Atlanta MRF expert says a lot of plastic cannot be recycled in U.S. and is landfilled. ¹⁴³
Georgia	Athens-Clarke County	Plastics #3-7 is sold to Greenmine Inc who has declared bankruptcy. ^{144,145}
Georgia, South Carolina, Tennessee, Texas	Pratt MRFs	Pratt Industries operates its own waste-to-energy plant. Unrecyclable residues are sent to the plant. ¹⁴⁶
Idaho & Utah	Idaho & Utah MRFs	Plastics #3-5 landfilled due to lack of buyers. ¹⁴⁷
Iowa	Cedar Rapids MRF	Mixed rigid plastics are now landfilled. ¹⁴⁸
Illinois	Keep North Illinois Beautiful Collection	Stockpiled over 400,000 tons of plastics due to lack of buyers. ¹⁴⁹

State	Material Recovery Facility (MRF)	Evidence of Collected Plastic Material Not Recycled (Sent to Landfill, Incinerated or Stored)
Indiana	Tri-State MRF	Plastics #3-7 have had to be sent to landfill due to lack of buyers. ¹⁵⁰
Maryland	Maryland MRFs	The bulk of collected plastic waste is sent to incineration. ¹⁵¹
Massachusetts	Massachusetts MRFs	Some of Massachusetts collected recyclables are landfilled. ¹⁵²
Massachusetts	Zero Waste Solutions MRF	Low value plastic waste is planned to be burned. ¹⁵³ Facility is storing collected material. ¹⁵⁴
Michigan	American Waste Traverse City	“Inferior plastics” are shredded and burned as a coal additive. ¹⁵⁵
Minnesota	Polk County MRF	Polk County MRF is co-located with an incinerator. ¹⁵⁶
Missouri	City of Columbia MRF	Plastics #3-7 are often sold at zero or negative values. “Even so, it’s hard to find a buyer for these materials. Right now, there are about 30 tons of plastics outside of the facility waiting to be shipped”. ¹⁵⁷
Nebraska	FirstStar Recycling MRF	FirstStar participates in the Hefty Energy Bag program that collects and burns plastic waste. ¹⁵⁸
Nevada	Republic Services	Collected plastics #3,4,6 & 7 are sent to landfill. ¹⁵⁹
New Jersey	Atlantic Coast Recycling	Recycled material is headed to landfills because there is no place willing to take it. Atlantic Coast Recycling stated that 10 to 25% of its collected material is now being recycled. ¹⁶⁰
New Mexico	Friedman Recycling	More collected material is deemed unrecyclable and disposed to landfill. ¹⁶¹
New York	New York State MRFs	Mixed plastics #3-7 reportedly heading for landfill in state due to lack of buyers. ¹⁶²
North Carolina	North Carolina MRFs	In violation of contract, materials collected for recycling were shipped to Portsmouth, VA instead of being recycled. ¹⁶³
Ohio	Athens-Hocking MRF	AHRC is sending unwanted plastics to landfill. ¹⁶⁴
Ohio	Cleveland MRF	Cleveland recyclables have been sent to landfill. ¹⁶⁵
Ohio	Ohio MRFs	Recycler is sending collected plastic to landfill. ¹⁶⁶
Pennsylvania	Pennsylvania MRFs	Plastics with no local buyers are sent to landfill. ¹⁶⁷
South Carolina	North Augusta MRF	Collected materials that are not bought for recycling are sent to landfill. ¹⁶⁸
South Carolina	Pratt MRF	Collected plastics #3-7 being sent to landfill. ¹⁶⁹
Tennessee	Memphis MRF	“Tons of Memphis recyclables being sent to the dump.” ¹⁷⁰
Texas	Texas MRFs	Collected materials without local markets going to landfill. ¹⁷¹
Texas	Pratt Industries Denton MRF	MRF told city officials that plastics #3-7 have always been hard to shop to recycling companies. They called the city in March 2019 to say items like spray bottles, condiment squeeze bottles, yogurt tubs, reusable plastic keepers and plastic cups and plates were going to the landfill instead of being recycled. ¹⁷²
Utah	Salt Lake City MRF	Plastic waste collected through recycling systems is being burned in cement kilns and is not recycled. ¹⁷³
Utah	Utah MRFs	As much as 50 percent of what Draper residents think is being recycled actually ends up in the dump. ¹⁷⁴
Utah	Utah MRFs	Plastic scrap stockpiles reportedly growing in Utah. ¹⁷⁵
Utah	Utah MRFs	50% of collected materials going to landfill. Recommendation to collect plastic bottles & jugs only. ¹⁷⁶
Vermont	Vermont MRFs	Portion of plastics #3-7 cannot be recycled. ¹⁷⁷
Virginia	Portsmouth MRF	Plastic waste collected for recycling sent to incineration. ¹⁷⁸
Washington	Washington MRF	WA State Department of Ecology stated that plastics are piling up or being sent to landfill. ¹⁷⁹
Wisconsin	Wisconsin MRFs	The Wisconsin DNR has confirmed to stakeholders that mixed plastics (#3-7) can legally be disposed, even if the material has been sorted and baled. ¹⁸⁰
Wisconsin	Green Circle Recycling MRF	Unsellable plastic waste is sent to waste-to-energy plant. ¹⁸¹
Wyoming	Wyoming Residents	Waste Management is stockpiling plastics #3-7 because there are no buyers. ¹⁸²

Table 9: Evidence that Collected Plastic is Exported Outside of North America to Countries with Poor Waste Management

State	Material Recovery Facility (MRF)	Evidence of Plastic Waste Exports Without Proof of Recycling
Arkansas	Marck Recycling	Marck Recycling website: Brokerage Services – “We utilize our connections with domestic and international mills to broker recyclable commodities for large manufacturers, city recycling centers and other facilities.” ¹⁸³
Arizona, Colorado, New Mexico	Friedman Recycling	Friedman Recycling exports collected materials to Southeast Asia. ^{184,185}
Arizona	Tucson MRFs	Tucson is still selling most of its plastic, glass and paper overseas — to Taiwan, Indonesia, India and still some to China. ¹⁸⁶
California	California MRFs	California MRFs export collected plastic materials to Southeast Asia. ¹⁸⁷
California	Allan Company MRFs	Companies like Allan Company look “anywhere else in the world” to ship collected materials, including Vietnam, Indonesia, other parts of Asia. ¹⁸⁸
California	Burrtec MRFs	Burrtec exports collected materials to international markets. ¹⁸⁹
California	Caglia MRF	Caglia exports collected materials to worldwide markets. ¹⁹⁰
California	Cal Waste Recovery Systems MRFs	Cal-Waste Recovery Systems has brokers looking for new markets, like Mexico, Vietnam and wherever it can ship. ¹⁹¹
California	EDCO MRFs	EDCO exports collected materials to Asian countries. ¹⁹²
California	Green Waste Recovery MRF	Green Waste exports plastic waste to Asian countries. ¹⁹³
California	Monterey Peninsula MRFs	Monterey Peninsula MRFs are exporting collected materials to countries such as Taiwan, Thailand, Indonesia and Vietnam. ¹⁹⁴
California	Potential Industries MRF	Potential Industries exports collected materials around the world, including to Asia. ¹⁹⁵
California, Washington	Recology MRFs	Recology exports 42% of collected materials, including plastics. ¹⁹⁶
California	Tri-CED Community Recycling	Tri-CED is exporting materials to Pakistan, Indonesia, India and Vietnam. ¹⁹⁷
California	Westrock MRFs	Westrock operates an international brokerage for collected materials. ¹⁹⁸
Colorado	GFL Alpine Recycling	Alpine exports materials to Asia. ¹⁹⁹
Connecticut	City Carting and Recycling	Company’s video states that they export collected materials around the world. ²⁰⁰
Connecticut	Oak Ridge MRFs	Oak Ridge exports to “whichever markets will take it.” ²⁰¹
Georgia	Westrock MRFs	Westrock is a plastic waste exporter for materials they collect and broker for waste exports for other companies. ²⁰²
Iowa	Mid America MRF	Mid America states that ship plastic wastes to both domestic and international recyclers. ²⁰³
Illinois	Midwest Fibers MRF	Midwest Fibers exports collected materials to India and Vietnam. ²⁰⁴
Illinois	Resource Management Companies MRFs	RMC exports collected materials to Asia. RMC is a major export broker. ²⁰⁵
Massachusetts	E.L. Harvey MRF	E.L. Harvey exports some plastics overseas. ²⁰⁶
Massachusetts	Green Works MRF	Green Works exports collected materials overseas. ²⁰⁷
Massachusetts	Zero Waste Solutions MRF	Material will reportedly be sold to Thailand, Pakistan, India, Vietnam, Indonesia, Turkey and China. ²⁰⁸
Maryland	Montgomery County MRF	Montgomery County exports collected materials to India. ²⁰⁹
Michigan	RRRASOC MRF	Plastic materials are exported to Asia. ²¹⁰
Missouri	WCA MRF	WCA exports 30% of collected materials outside of the U.S. ²¹¹
New Jersey	Bayshore MRF	Bayshore MRF serves the “global recycling market.” ²¹²
New Jersey	Cape May MRF	Cape May MRF exports collected materials to Thailand and Vietnam. ²¹³
North Carolina	American Recycling of Western North Carolina MRF	MRF exports collected materials to international markets. ²¹⁴
North Carolina, South Carolina	Sonoco MRFs	Sonoco exports collected materials “to countries all over the world.” ²¹⁵

State	Material Recovery Facility (MRF)	Evidence of Plastic Waste Exports Without Proof of Recycling
New York	New York City MRFs	The Guardian reports that the final destination of some NYC collected recyclables is Asia or India. ²¹⁶
New York	County Waste MRF	Facility is exporting collected materials to Asia. ²¹⁷
New York	Rockland County MRF	Rockland County exports collected materials to India. ²¹⁸
Rhode Island	RIRRC MRF	RIRRC MRF exports collected materials around the world. ²¹⁹
Washington	Seattle MRFs	City representative stated that 60% of Seattle's plastic waste is exported overseas. ²²⁰
Washington	Pioneer Recycling MRF	Pioneer Recycling Services sells collected materials to the global market. ²²¹

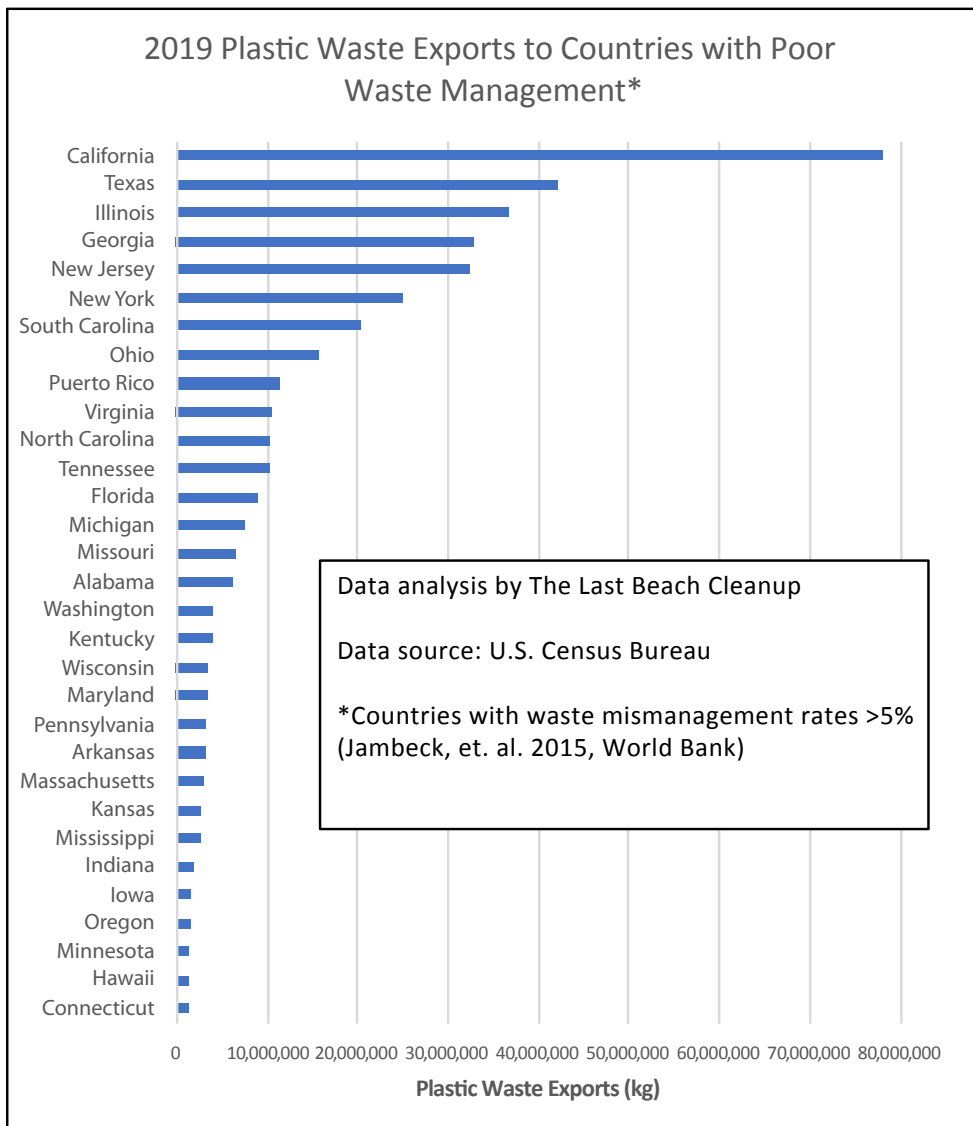


Figure 7: Largest state exporters of plastic waste to countries with poor waste management in 2019²²²

9. Evidence of Negligible Value of Plastic #3-7 Waste

The financial value of collected plastic waste drives a MRF to decide whether to accept it for collection in municipal systems. According to industry website recyclomoreplastic.org, the nationwide value of plastic “3-7 Bottles and Other Small Rigid Plastic” was \$0.003 per pound in December 2019.²²³ This negligible value is an insufficient economic driver for MRFs to collect and sort this type of plastic. RecyclingMarkets.net reports negative values of commingled plastics #3-7 in several regions of the country in January 2020, including the Pacific Northwest, Southwest and Southeast U.S.²²⁴ When materials have negative value, the MRF must pay for the bales to be taken away.

Table 10 summarizes evidence of negligible value of plastics #3-7 and non-bottles plastics #1-2 found across the country.

Table 10: Evidence of Negligible Value of Plastics #3-7 and Non-Bottle Plastics #1-2

State	Evidence of Negligible Value of Plastics #3-7 and Non-Bottle Plastics #1-2
Arkansas	The Baxter Bulletin reported that plastic #1 & 2 containers are the only plastics with sufficient value to be viably recycled. ²²⁵
Arizona, Colorado, New Mexico	Friedman Recycling stated that there was not a viable market for plastics #3-7. ²²⁶
Arizona	Norton Environmental is only collecting plastic #1 & 2 bottles, jugs and jars because there are no buyers for other types of plastics. ²²⁷
California	Low value, mixed plastics are extremely hard to recycle. ²²⁸
California	Gold Coast Recycling only accepts plastic bottles & large rigid plastics. The MRF states: “If there aren’t buyers for certain types of low-quality plastics, then they cannot be recycled.” ²²⁹
California	Sacramento stops accepting plastics #4-7 due to lack of value and difficulty of recycling. ²³⁰
Colorado	Angel of Shavano Recycling stops accepting plastics #3-7 due to lack of buyers. ²³¹
Connecticut	Recycling plastics is a money loser. ²³²
Illinois	No market for plastics #3-7 in southern Illinois. ²³³
Kansas	No market for plastics #3-7 in Kansas. ²³⁴
Maine	Only plastic #2 accepted. No market for plastics 1, #3-7 in Maine. ²³⁵
Maryland	Mixed plastics is effectively worthless and the WM MRF plant pays subcontractors to haul it away. ²³⁶
Michigan	State of Michigan states that plastics #3-7 are difficult to recycle. ²³⁷
Michigan	Michigan recycler states that “Markets have collapsed.” Cites plastics #3-7 as recyclables that don’t have domestic buyers. ²³⁸
Missouri	Plastics #3-7 are often sold at zero or negative values. “Even so, it’s hard to find a buyer for these materials.” ²³⁹
New Hampshire	No market for plastics. ²⁴⁰
Nebraska	Nebraska Recycling Council recommends that MRFs eliminate plastics #3-7 due to lack of markets. ²⁴¹
New Jersey	Atlantic County, NJ not accepting plastics #3-7 due to lack of market. ²⁴²
New Jersey	There are no local markets for plastics #3-7 in New Jersey. ²⁴³
North Carolina	NC Department of Environmental Quality states that mixed plastic #3-7 bale is worth \$0.00 to \$0.01 per pound in the state. ²⁴⁴
North Carolina	Plastics #3-7 have a negative value. “You have to pay to get rid of them.” ²⁴⁵
Oklahoma	Oklahoma Department of Environmental Quality states that all plastic wastes have no value. ²⁴⁶
Oregon	Oregon Refuse and Recycling Association recommend that only plastic #1-2 bottles & jugs be collected. They recommend that plastics #3-7 not be collected. ²⁴⁷
Pennsylvania	PA recyclers cannot find domestic buyers for plastics #3-7 and are eliminating them. ²⁴⁸
Utah	No buyers for mixed plastics #3-7 in Utah. ²⁴⁹
Virginia	Plastics #3-7 are no longer accepted because there are no buyers. ²⁵⁰
Washington	WA State Department of Ecology recommends collection of only plastic bottles & jugs #1 & 2 due to lack of markets and contamination. ²⁵¹
Wisconsin	Due to lack of markets, the Wisconsin DNR has confirmed to stakeholders that mixed plastics (#3-7) can legally be disposed, even if the material has been sorted and baled. ²⁵²

10. Evidence of Shrink Sleeves and Deceptive Labeling

Many product companies are increasingly using full body shrink sleeve labels on plastic bottles to improve shelf appeal and increase sales. Commonly used polyethylene terephthalate glycol (PETG) and polyvinyl chloride (PVC) shrink sleeves are known to prevent proper sortation of the

bottles in MRFs and harm operations of PET bottle recyclers/reprocessors.²⁵³ Yet product companies continue to employ these types of shrink sleeves. The product companies are evidently aware that the shrink sleeves they use prohibit proper sortation and harm recycling of the plastic bottles because they place instructions on the bottles telling consumers to remove the shrink sleeves. One example is provided in Figure 8.



Figure 8: Expanded Image of Full Body Shrink Sleeve Label on HDPE #2 Bottle

This labeling practice is not compliant with the FTC Green Guides and is deceptive in two ways:

- 1. The FTC requires that components of a product cannot limit the recyclability of the product.** FTC Green Guides 16 CFR 260.12d states: “If any component significantly limits the ability to recycle the item, any recyclable claim would be deceptive. An item that is made from recyclable material, but, because of its shape, size, or some other attribute, is not accepted in recycling programs, should not be marketed as recyclable.”²⁵⁴
- 2. The FTC Green Guides does not allow for a company to instruct a consumer to remove an integral component to make a product recyclable.**

To become compliant with FTC Green Guides requirements, product companies must change to labels that do not harm sortation and plastic recycling/reprocessing and do not require removal by customers. Alternative, non-harmful labels are commercially available.²⁵⁵

10.1 Harms Caused by Full Body Shrink Sleeves

Several types of full body shrink sleeves on PET #1 and HDPE #2 bottles make them not sortable by optical scanners at MRFs. When the bottles are not correctly sorted, they may contaminate another material stream or be lost to the waste “residuals” stream.

PETG and PVC shrink sleeves are harmful to PET bottle recyclers because the PETG and PVC shrink sleeves cannot be separated in mechanical recycling water “sink-float” tanks. PETG and PVC materials have a specific gravity greater than one, so they sink along with PET (1.38 sp. gr.) in the tank. But

the PETG and PVC labels have a lower melting point than PET. When the combined flake mixture is melted to form resin, the PETG or PVC melts first, causes clumps and harms PET drying equipment. Experts report that shrink sleeve labels can also bleed ink into wash water and stain flakes, reducing the quality of the recycled plastic.²⁵⁶ Mechanical de-labelers are expensive and not effective. The PETG and PVC shrink sleeve label contamination causes material yield loss. In the 2018 United States National Postconsumer Plastic Bottle Recycling Report, sleeve labels on PET bottles were identified as a cause of poor bale yields.²⁵⁷

10.2 Recycling and Retail Industry Design Guidelines

Use of full body shrink sleeves is prohibited in the Design[®] Guides published by the Association of Plastic Recyclers (APR) and Walmart for recyclable plastic products. APR and other recycling organizations have clearly communicated to product designers that certain types of full body shrink sleeves should not be employed on products, yet many companies ignore the guidance and put the burden on consumers to remove the shrink sleeve.

Plastic recyclers and the world’s largest retailer agree that full shrink sleeve labels cause sortation and recycling/reprocessing of plastic bottles:

1. The Association of Plastic Recyclers (APR) Design[®] Guide for Plastics Recyclability²⁵⁸

APR publishes a design guide to “help package design engineers at consumer brand companies and converters create packaging that is fully compatible with plastics recycling systems in North America.” APR notes that contamination in the recycling stream by poor package design impacts recyclers and the brands themselves.

The APR Design[®] Guide provides detailed specifications to plastic product manufacturers, including requirements for label coverage and materials. In several 2019 public webinars, APR provided design guidance to product companies.²⁵⁹ Figure 9 shows the APR guidance that labels on bottles exceeding 85% side coverage may cause the item to be sorted incorrectly. Figure 10 states that PETG sleeve labels impact the quality and efficiency of the PET recycling process.

NOT RECYCLABLE IN THE SORTING SYSTEM – wrong full body labels

Thick labels covering more than 85% of the object might cause incorrect sorting



Definitions and test methods at www.plasticsrecycling.org

Figure 9: Not Recyclable Guidance by APR on Label Coverage²⁶⁰

FIVE FOR FOCUS for PET

1) Metal components attached to PET packaging	Increase operation costs and yield loss; are a primary source of defects in products made with recycled PET; will not be recycled if removed from stream by metal detectors.
2) PETG sleeve labels	Can reduce quality of RPET; increase yield loss; bottle coverage can impede PET sortation (all sleeve labels).
3) Pressure sensitive labels	Full-coverage adhesive can be difficult to remove from recycled PET; inks and adhesives can be source of discoloration for PET.
4) Barrier layers	Additives and non-PET layers providing oxygen scavengers or CO2 barrier are a source of discoloration and defects in products made from recycled PET.
5) PETG extrusion blow-molded containers	PETG is a copolymer that is not compatible with commonly used container grade PET.



Figure 10: Problematic Design Components on PET Packaging²⁶¹

2. Walmart’s Packaging Design Guidelines

Walmart’s “The Recycling Playbook” provides guidance for designing PET #1 and HDPE #2 bottles and jugs for recyclability. As shown in Figures 11 and 12 below, Walmart

instructs product manufacturers to not employ PETG labels on PET bottles and restrict shrink sleeve labels to 60% coverage on both types of bottles.²⁶²



OPTIMIZE Design Guides for Recycling – challenges to avoid

PET Bottles



Typically used for:

- Water and beverages
- Grocery (e.g., condiments, sauces)
- Health & wellness (e.g., supplements)
- Personal and baby care
- Cleaning products

Suppliers are reminded that they are responsible for the compliance of their products, including their products packaging, with all applicable laws and regulations, including laws and regulations applicable to recyclability and compostability, such as the FTC's Green Guides and California's Public Resources Code. Walmart does not give its suppliers legal advice. Suppliers should consult their own counsel with questions about the applicability of laws and regulations to their products and packaging.

Recyclability challenges	Examples	Guidance
Nylon layers	Sparkling mineral water, food jars, and juice bottles	Use the APR recognized options or innovate to use recycling compatible options
Oxygen scavenger (or other) additives	Juice, tea, and coffee	Use the APR recognized options or innovate to use recycling compatible options (e.g., EvOH at low percentage)
Paper labels	Many products	These are a low-cost option that either need to pass APR benchmark and definitive tests or be replaced with non-paper APR recognized options
Pressure sensitive and shrink sleeve labels	Many products	See below for more information; Use the APR recognized options (<i>Learn more at https://plasticsrecycling.org/recognition/recipients</i>)
Metal parts in cap, pump, or spray	Beverages, cleaning and personal care products	Look for all plastic caps, pumps, or sprays (some applications may have functional limitations and How2Recycle labels should be used to clearly communicate that the cap, pump, or spray with metal needs to be removed before recycling)
PETG	Beverages	PETG is not the same thing as PET and should be designed out of PET packaging
Materials to avoid that present recyclability challenges		
Resin	Avoid: PETG, other non-compatible resins mixed in (some EvOH levels are ok)	
Resin Color or Additives	Avoid: Transparent colors other than blue (green should be limited to compostable packaging based on guidance from the State of Washington), opaque colors, dark colors, optical brighteners, degradable additives or biodegradability additives	
Attachments/Closures	Avoid: Metal, foils, PS, PVC, PLA, TPE/silicon with density > 1, RFIDs	
Labels	Avoid the following for: <ul style="list-style-type: none"> • Materials: Metal foil, metalized printing, PS, PVC, PLA • Label coverage: Those that are not APR Preferred, does not pass APRs near infrared (NIR) Sorting Potential Test, greater than 60% label coverage of the container side wall section • Paper labels: Those that are not APR Preferred or that do not pass APR testing • Inks: Bleeding inks or direct printing that do not pass APR testing 	

26

Figure 11: Walmart OPTIMIZE Design Guide for PET Bottles



OPTIMIZE Design Guides for Recycling – challenges to avoid

HDPE Bottles



Typically used for:

- Milk
- Baby formula
- Health and wellness (supplements, medicine)
- Personal and baby care
- Cleaning products

Suppliers are reminded that they are responsible for the compliance of their products, including their products packaging, with all applicable laws and regulations, including laws and regulations applicable to recyclability and compostability, such as the FTC's Green Guides and California's Public Resources Code. Walmart does not give its suppliers legal advice. Suppliers should consult their own counsel with questions about the applicability of laws and regulations to their products and packaging.

Recyclability challenges	Examples	Guidance
Metal parts in cap, pump, or spray	Sometimes used for cleaning, personal care	Look for all plastic caps, pumps, or sprays (some applications may have functional limitations and How2Recycle labels should be used to clearly communicate that the cap, pump, or spray with metal needs to be removed before recycling)
Fillers	When fillers are added to change the density of the package so that it sinks	Adjust the use of the filler to ensure the package floats
Materials to avoid that present recyclability challenges		
Resin	Avoid: Other resins mixed in	
Resin Color or Additives	Avoid: Dark colors with L value less than 40 or near-infrared (NIR) reflectance less than or equal to 10% (can't be sorted), for non-mechanical oil products (which aren't collected for recycling), Optical brighteners, or Degradable additives (no biodegradability additives)	
Attachments and Closures	Avoid: Metal, foils, PP, PVC, floating silicone polymer, RFIDs	
Labels	Avoid the following for: <ul style="list-style-type: none"> • Materials for any type of label: paper, PVC • Materials just for non-wash releasable labels: PLA, PS, metal foils • Label coverage: Those that are not APR Preferred, does not pass APRs near infrared (NIR) Sorting Potential Test, greater than 60% label coverage of the container side wall section 	

Figure 12: Walmart OPTIMIZE Design Guide for PET Bottles

3. **ASTRX Material Flow Study**²⁶³ (ASTRX is an initiative of The Recycling Partnership and the Sustainable Packaging Coalition)²⁶⁴

In 2019, Applying Systems Thinking to Recycling (ASTRX) collected information on material flows by interviewing MRFs that sort recyclable materials and recyclers/reprocessors that aggregate and convert materials. “The objective was to learn whether there are packaging types, materials or contaminants that present significant challenges for MRFs and the different material-type reprocessors, where specifically within the system they cause problems, and why.”²⁶⁵ Full body shrink sleeves

were identified as a top problem to both MRFs and plastic recyclers/reprocessors. In MRFs, full shrink sleeves were reported to cause sortation issues and degradation of value of PET and HDPE bales. Plastic recyclers/reprocessors reported that full shrink sleeves are causing “contamination in plastic bales that decreases bale yield; operational issues with de-labeler equipment requiring a lot of maintenance; sortation issues: the sorter sees the label and thinks it’s opaque and rejects the bottle.”

[Attachment 1](#) [2020 U.S. MRF Survey Spreadsheet](#)

Endnotes

- 1 Conway, Arkansas, [Sanitation-Educational Resources](#).
- 2 [FTC Green Guides 16 CFR 260](#)
- 3 [New Plastics Economy, Global Commitment](#).
- 4 Packaging Digest, [“How2Recycle label is growing—here’s who, why and how,”](#) February 7, 2019.
- 5 Los Angeles Times, [“Editorial: Compostable Plastic? Not so much,”](#) December 22, 2019.
- 6 Northern California Recycling Association, [“Oregon Composters Push Back Against Compostable Packaging,”](#) March 14, 2019.
- 7 Denver Business Journal, [“Capitol Business Preview: The war on plastics begins again,”](#) February 3, 2020.
- 8 [New Plastics Economy, Global Commitment](#).
- 9 [FTC Green Guides 16 CFR 260](#)
- 10 GreenBlue.org, [Sustainable Packaging Coalition, 2015/2016 Centralized Study on Availability of Recycling](#), July 26, 2016
- 11 [FTC Green Guides Website](#).
- 12 Recycling Today, [“The heavy toll of contamination,”](#) April 19, 2017.
- 13 Rubicon, [“What is Recycling Contamination, And Why Does it Matter?,”](#) December 4, 2017.
- 14 Business for Social Responsibility, [“Eco-promising: communicating the environmental credentials of your products and services,”](#) April 2008.
- 15 [New Plastics Economy, Global Commitment](#).
- 16 Seeking Alpha, [Waste Management 10-K for the Year 2018](#), filed on 2/14/2019.
- 17 [Smith v. Keurig Green Mountain, Inc.](#), No. 4:18-cv-06690 (N.D. Cal. June 28, 2019) (ECF No. 50).
- 18 Waste Dive, [“Which U.S. cities are recycling champions?,”](#) August 4, 2015.
- 19 Resource Recycling, [“From Green Fence to red alert, A China timeline,”](#) February 13, 2018.
- 20 Waste Dive, [“How recycling has changed in all 50 states.”](#)
- 21 ICIS, [“Recycled PET Markets Adapt to New Realities,”](#) November 2019.
- 22 The Atlantic, [“Is This the End of Recycling?,”](#) March 5, 2019.
- 23 Scrap, [“What’s Recyclable,”](#) March/April 2019.
- 24 Wang Jiulang, [“Plastic China,”](#) 2014
- 25 The Last Beach Cleanup, [Listing of 60+ Investigations and Articles on Plastic Waste Exports](#).
- 26 [Waste Management Position on Plastic Waste Exports](#), October 2019.
- 27 Waste Dive, [“Waste Management and Casella confirm plastic export policies,”](#) October 17, 2019.
- 28 Manufacturing.net, [“How Fracking Has Helped Drain Profits From Plastics Recycling,”](#) August 1, 2016.
- 29 https://www.americanchemistry.com/Shale_Gas_Fact_Sheet.aspx
- 30 HuffPost, [“How Fossil Fuel Companies Are Killing Plastic Recycling,”](#) September 30, 2019.
- 31 ICIS, [“Global PE faces even more new capacity in 2020, oversupply, poor margins,”](#) December 19, 2019.
- 32 Plastics Technology, [“Volume Resin Prices Flat or Down,”](#) January 1, 2020.
- 33 Waste 360, [“My 2020 Vision,”](#) December 20, 2019.
- 34 Waste Dive, [“How many curbside recycling programs have actually been cut?,”](#) January 8, 2020.
- 35 Vox, [“Hundreds of US cities are killing or scaling back their recycling programs,”](#) March 18, 2019.
- 36 FloridaRecycles.org, sponsored by the Florida Department of Environmental Protection.
- 37 [Oregon Refuse & Recycling Association](#).
- 38 Waste Dive, [“How recycling has changed in all 50 states.”](#)
- 39 [More Recycling, Data Sort, Summer 2018](#).
- 40 Resource Recycling, [“Michigan Recycling Economic Impact & Recycled Commodities Market Assessment,”](#) December 18, 2019

- 41 City of Erie, PA, [“Plastics Recycling”](#).
- 42 The Rivard Report, [“San Antonio Recycling Still Works, But Big Changes Are Looming,”](#) December 2, 2019.
- 43 City of Manhattan Beach, CA, [Recycling Information](#).
- 44 WCBU Peoria Public Radio, [“Curbside Recycle Is Heading Straight To The Landfill. Here’s Why,”](#) September 4, 2019.
- 45 Laramie Boomerang, [“City drops plastics 3-7 from recycling,”](#) February 8, 2020.
- 46 ReThink Waste – Shoreway MRF, [The Hard Facts About Plastic](#).
- 47 East Bay Express, [“Recycling’s Sword of Damocles,”](#) May 21, 2019.
- 48 Washington State Department of Ecology, [Legislative Priorities](#), January 2019.
- 49 The Guardian, [“Americans’ plastic recycling is dumped in landfills, investigation shows,”](#) June 21, 2019.
- 50 Idaho Mountain Express, [“County plastic recycling is limited,”](#) February 5, 2020.
- 51 ReThink Waste – Shoreway MRF, [The Hard Facts About Plastic](#).
- 52 FTC Green Guides Statement of Basis and Purpose (pg. 174-175)
- 53 GreenBlue.org, [Sustainable Packaging Coalition, 2015/2016 Centralized Study on Availability of Recycling](#), July 26, 2016.
- 54 [Sustainable Packaging Coalition website, About Us](#).
- 55 [RecycleMorePlastic.org, Sort for Value](#), October 2019 prices.
- 56 Association of Plastic Recyclers, [“Survey of Each State’s Largest Municipality Residential Plastic Collection Programs, 2018](#)
- 57 The survey was performed from October to December 2019 and reverified in January 2020. The U.S. MRF Survey spreadsheet is included as Attachment 1 and is posted in the public domain on [www.lastbeachcleanup.org](#).
- 58 Association of Plastic Recyclers, [Definition of Recyclable](#).
- 59 Titus MRF Services, [“Pacific Northwest Secondary Sorting Demonstration Project,”](#) 2019.
- 60 [Central Kentucky Fiber Resources, “The Problem with Mixed Plastic Recycling,”](#) January 17, 2019
- 61 [Central Kentucky Fiber Resources, “The Problem with Mixed Plastic Recycling,”](#) January 17, 2019.
- 62 FTC Green Guides Statement of Basis and Purpose (pg. 174-175)
- 63 Plastics News, [“Braskem PP resin expansion nears completion in US,”](#) November 1, 2019.
- 64 Plastics Technology, [“Volume Resin Prices Flat or Down,”](#) January 1, 2020.
- 65 [RecyclingMarkets.net](#), accessed on January 8, 2020.
- 66 Resource Recycling, [“Prices for recycled paper and plastic stay painfully low,”](#) August 13, 2019.
- 67 Dubanowitz, A.J., [“Design of a Materials Recovery Facility \(MRF\) For Processing the Recyclable Materials of New York City’s Municipal Solid Waste,”](#) May 2000.
- 68 [The Association of Plastic Recyclers \(APR\) Design® Guide for Plastics Recyclability](#)
- 69 Ocean Conservancy, [2019 International Coastal Cleanup Report](#).
- 70 Resource Recycling, [“Michigan Recycling Economic Impact & Recycled Commodities Market Assessment,”](#) December 18, 2019.
- 71 Resource Recycling, [“Michigan Recycling Economic Impact & Recycled Commodities Market Assessment,”](#) December 18, 2019.
- 72 Salt Lake City, [Curbside Recycling Brochure](#), August 2019.
- 73 Utah Business, [“Where exactly is your recycling going?”](#), January 16, 2020.
- 74 Plastics Recycling Update, [“Commercialization conundrum,”](#) March 6, 2018.
- 75 FTC Green Guides 16 CFR 260.12(d)
- 76 Resource Recycling, [“Data Corner: The expanding cost-revenue gap that is plaguing MRFs,”](#) January 12, 2020.
- 77 Boston Globe, [“Recycling is becoming so expensive for some towns don’t know what to do,”](#) January 11, 2019.
- 78 Waste Dive, [“Southern Recycling ending curbside recycling in Kentucky county, nearby counties face hurdles,”](#) January 13, 2020.
- 79 New Hampshire Union Leader, [“Communities struggle as recycling costs soar to nearly twice that of trash disposal,”](#) January 17, 2020.
- 80 Cleveland.com, [“High disposal costs could lead to recycling moratorium in Brook Park,”](#) January 19, 2020.
- 81 Closed Loop Partners. [“Accelerating Circular Supply Chains for Plastics,”](#) April 2019.
- 82 Resource Recycling, [“Data Corner: What accounts for the higher cost of PCR,”](#) August 19, 2019.
- 83 [FTC Green Guides Website](#).
- 84 [Riker Danzig, Environmental Law Blog, July 23, 2019](#)
- 85 [FTC Green Guides 16 CFR 260](#)
- 86 [FTC Green Guides 16 CFR 260](#)
- 87 [U.S. District Court, Order Denying Motion to Dismiss, Case 4:18-cv-06690-HSG Document 50 Filed 06/28/19.](#)
- 88 [FTC Green Guides Statement of Basis and Purpose, 2012.](#)
- 89 [FTC Green Guides Statement of Basis and Purpose \(pg. 174\)](#)
- 90 [Original Filing in Superior Court, later moved to US District Court, Case 4:18-cv-06690-HSG.](#)
- 91 [Original Filing in Superior Court, later moved to US District Court, Case 4:18-cv-06690-HSG.](#)
- 92 [Smith v. Keurig Green Mountain, Inc., No. 4:18-cv-06690 \(N.D. Cal. June 28, 2019\) \(ECF No. 50\)](#)
- 93 [Smith v. Keurig Green Mountain, Inc. Court Docket Sheet \(DocketBird.com\)](#)
- 94 [Smith v. Keurig Green Mountain, Inc., No. 4:18-cv-06690 \(N.D. Cal. June 28, 2019\) \(ECF No. 50\)](#)
- 95 The survey was performed from October to December 2019 and reverified in January 2020. The U.S. MRF Survey spreadsheet is included as Attachment 1 and is posted in the public domain on [www.lastbeachcleanup.org](#).
- 96 Scrap, [“What’s Recyclable,”](#) March/April 2019.
- 97 [The Last Beach Cleanup](#) is a non-profit 501c3 organization whose mission is to reduce plastic pollution.
- 98 The Recycling Partnership, [Map of Commingled Residential MRFs in the U.S.](#), accessed in October 2019.
- 99 Resource Recycling, [“Mapping out MRF infrastructure nationwide,”](#) October 22, 2019.
- 100 The Recycling Partnership, [MRFshed Report](#), 2017.
- 101 Republic Services, [Recycling Simplified](#).
- 102 Waste Dive, [“How recycling has changed in all 50 states”](#)
- 103 U.S. Census Bureau, [USA Trade Online](#), accessed on January 10, 2020.
- 104 Waste Today, [“The largest 75 MRFs in North America,”](#) Sept. 20, 2019. 65 of the 75 MRFs were found to be U.S. Residential MRFs.
- 105 Recycling Today, [“J.P. Mascaro & Sons adds township to flexible packaging recycling program,”](#) December 30, 2019.
- 106 [USEPA Facts and Figures about Material, Waste and Recycling](#)
- 107 U.S. Census Bureau, [USA Trade Online](#).

- 108 Plastic Pollution Coalition, "[U.S. Plastic Recycling Rate Projected to Drop to 4.4% in 2018](#)," October 4, 2018.
- 109 [Recycling Today](#), "Mixed Messages," June 7, 2018.
- 110 NAPCOR Report on Postconsumer PET Container Recycling Activity in 2017
- 111 [APR: 2017 United States National Postconsumer Plastic Bottle Recycling Report](#)
- 112 [thebalancemb.com](#), "[An Overview of Polypropylene Recycling](#)," May 9, 2019.
- 113 [Plastics News](#), "[KW Plastics touts versatility of post-consumer plastics](#)," October 8, 2019.
- 114 [The Rivard Report](#), "[San Antonio Recycling Still Works, But Big Changes Are Looming](#)," December 2, 2019
- 115 [GreenBlue.org](#), [Sustainable Packaging Coalition: 2015/2016 Centralized Study on Availability of Recycling](#), July 26, 2016.
- 116 [Waste Dive](#), "[How recycling has changed in all 50 states](#)."
- 117 [GreenBlue.org](#), [Sustainable Packaging Coalition: 2015/2016 Centralized Study on Availability of Recycling](#), July 26, 2016.
- 118 [GreenBlue.org](#), [Sustainable Packaging Coalition: 2015/2016 Centralized Study on Availability of Recycling](#), July 26, 2016
- 119 [GreenBlue.org](#), [Sustainable Packaging Coalition: 2015/2016 Centralized Study on Availability of Recycling](#), July 26, 2016
- 120 [Waste Dive](#), "[How recycling has changed in all 50 states](#)."
- 121 [ABC News](#), "[We're recycling but garbage keeps piling up: What you may not know about the recycling industry](#)," November 17, 2019.
- 122 [ABC News](#), "[We're recycling but garbage keeps piling up: What you may not know about the recycling industry](#)," November 17, 2019.
- 123 [WALB NEWS 10](#), "[Recycling your new resolution?](#)," January 1, 2020.
- 124 [Norman Transcript](#), "[City to see recycling changes due to industry shift](#)," December 16, 2019.
- 125 [Parsons Advocate](#), "[Changes at Sunrise Sanitation Recycling Center](#)," January 13, 2020.
- 126 [The Last Beach Cleanup](#), [Listing of 60+ Investigations and Articles on Plastic Waste Exports](#).
- 127 [Waste Management Position on Plastic Waste Exports](#), October 2019.
- 128 [KJZZ](#), "[Most Nogales Recyclables End Up In Landfills](#)," February 18, 2019
- 129 [AZCentral](#), "[Arizona cities are actually trashing things you think you're recycling](#)," July 4, 2018
- 130 [East Bay Express](#), "[Recycling's Sword of Damocles](#)," May 21, 2019.
- 131 [City of San Diego](#), "[What Happens To Curbside Recyclables?](#)," accessed on December 30, 2019.
- 132 [Waste Dive](#), "[Next up for the RecycLA experiment — optimization](#)," October 25, 2018.
- 133 [ReThink Waste – Shoreway MRF](#), [The Hard Facts About Plastic](#).
- 134 [City of Manhattan Beach, CA](#), [Recycling Information](#).
- 135 [Orange County Register](#), "[Your recyclables are going to the dump and here's why](#)," May 17, 2019.
- 136 [Laramie Boomerang](#), "[Council's recycling work session details market issues, potential cost-saving measures](#)," January 19, 2020.
- 137 [The Day](#), "[Bins to bales: Recycling 'still working' despite fiscal stress](#)," May 19, 2019;
- 138 [Resource Recycling](#), "[MRF roundup: Developments in three municipalities](#)," November 6, 2018.
- 139 [Marpan website](#), [Recycling Center, FAQs](#).
- 140 [Sun Sentinel](#), "[How recycled trash winds up in the landfill](#)," July 7, 2017.
- 141 [Lee County Government](#), [Waste-to-Energy Facility](#).
- 142 [Solid Waste Authority of Palm Beach](#), [Recycling, FAQ #9](#).
- 143 [Atlanta Magazine](#), "[Where your recyclables end up may surprise you](#)," July 26, 2016.
- 144 [Athens-Clarke County](#), "[Where in the world do our recyclables travel once they leave ACC?](#)"
- 145 [Business Bankruptcies.com](#), [Georgia Northern Bankruptcy Court, Greenmine Inc.](#)
- 146 [Pratt Industries](#), [Clean Energy](#).
- 147 [Idaho Mountain Express](#), "[County plastic recycling is limited](#)," February 5, 2020
- 148 [KCRG.com](#), "[Once recycled plastics now headed to landfill](#)," August 2, 2016.
- 149 [The Atlantic](#), "[Is This the End of Recycling?](#)," March 5, 2019.
- 150 [Courier & Press](#), "[Cost of convenience: What made recycling easier for customers is making it harder for recycling companies](#)," January 25, 2019.
- 151 [Houston Chronicle](#), "[Can plastic recycling be fixed?](#)" December 21, 2019.
- 152 [Commonwealth Magazine](#), "[The end of recycling?](#)" June 22, 2018.
- 153 [Waste Dive](#), "[New Massachusetts MRF opens in market with tight processing capacity](#)," May 20, 2019.
- 154 [Boston Globe](#), "[Recycling is becoming so expensive for some towns don't know what to do](#)," January 11, 2019.
- 155 [Northern Express](#), "[Inside American Waste](#)," October 19, 2019.
- 156 [Fosston, MN](#), [Polk County Solid Waste Management](#).
- 157 [Plastics.superhi.com](#), "[Supply and Demand Hold Back Missouri's Recycling Progress](#)."
- 158 [FirstStar Recycling](#), [Omaha Hefty EnergyBag Program](#).
- 159 [Waste 360](#), "[Exploring the Republic Services of Southern Nevada Recycling Facility](#)," May 14, 2019.
- 160 [NJ Spotlight](#), "[Stricter Chinese Recycling Rules Make It Harder to Dispose of Waste in NJ](#)," September 11, 2018.
- 161 [Albuquerque Journal](#), "[China's restrictions mean more material goes to landfills](#)," March 31, 2019.
- 162 [Rochester Beacon](#), "[The Chinese recycling bombshell and us](#)," February 4, 2019.
- 163 [Outer Banks Voice](#), "[Nags Head to tackle recycling at Feb. 5 meeting](#)," February 1, 2020.
- 164 [Athens News](#), "[Local recycling center no longer will accept 'film plastics'](#)," August 19, 2018.
- 165 [Waste Today](#), "[Cleveland's recyclables sent to landfills](#)," June 26, 2019.
- 166 [Daily News](#), "[Recycling issues impacting all counties](#)," January 25, 2020.
- 167 [Public Source](#), "[Many Pittsburgh-area plastics end up in landfills or the environment. Is recycling a solution or only a patch?](#)," June 18, 2019.
- 168 [WRDW](#), "[Recycling: Where does it go?](#)" October 28, 2019.
- 169 [Herald Online](#), "[All that sorting you do? Still some of Rock Hill's recycling winds up in landfill](#)," August 23, 2018.
- 170 [Fox13](#), "[Tons of Memphis recyclables being sent to the dump](#)," March 19, 2019
- 171 [Texas Standard](#). "[Recycling Programs Are Struggling These Days. But There Could Be A Solution](#)," May 1, 2019.
- 172 [Denton Record-Chronicle](#), "[Some recyclables sent to Denton landfill](#)," May 13, 2019.
- 173 [Utah Business](#), "[Where exactly is your recycling going?](#)" January 16, 2020.
- 174 [Draper Journal](#), "[Draper's Recycling Reality - As Much As 50% Of Recycling Still Ends Up In Landfill](#)," March 27, 2019.

- 175 Recycling Today, "[Plastic scrap stockpiles reportedly growing in Utah](#)," January 31, 2018.
- 176 KSL.com, "[What, where and how to recycle after Trans-Jordan recommendations in Salt Lake County this holiday season](#)," December 25, 2019.
- 177 VPR, "[What Happens To Vermont's Recycling?](#)," October 4, 2019.
- 178 The Virginian-Pilot, "[Portsmouth has been taking recyclables to an incinerator without telling the public](#)," November 13, 2017.
- 179 WA State, "[Focus on: Creating a sustainable recycling system](#)," January 2019.
- 180 Waste Dive, "[How recycling has changed in all 50 states](#)."
- 181 Recycling Today, "[Wisconsin community limits plastics accepted for recycling](#)," August 21, 2018.
- 182 Laramie Boomerang, "[Council's recycling work session details market issues, potential cost-saving measures](#)," January 19, 2020.
- 183 Marck Recycling website, "[Our Services](#)."
- 184 Albuquerque Journal, "[China's restrictions mean more material goes to landfills](#)," March 31, 2019.
- 185 The Durango Telegraph, "[Sword Fight](#)," July 26, 2018.
- 186 Arizona Public Media, "[Tucson cutting, but not canceling, recycling pickup](#)," September 30, 2019.
- 187 East Bay Express, "[Recycling's Sword of Damocles](#)," May 21, 2019.
- 188 La Jolla Light, "[LA JOLLA HAS-BIN? Why recycling may be headed for the scrap heap](#)," August 22, 2019.
- 189 Burrtec website, [video link](#).
- 190 Calgia Environmental website.
- 191 Waste 360, "[What's California's True Recycling Story?](#)," May 30, 2019.
- 192 EDCO website, [Global Recycling Crisis Puts Greater Focus on Recycling Contamination](#).
- 193 Palo Alto online, "[A journey of 9,500 miles. Why recyclables are heading overseas to Asia](#)," April 12, 2019
- 194 Monterey Herald, "[The growing number of challenges to recycling on the Monterey Peninsula](#)," October 28, 2018.
- 195 Potential Industries website.
- 196 Recology, [2019 Sustainability Report](#).
- 197 East Bay Times, "[China policy partly to blame for Bay Area recycling, garbage rate increase](#)," February 9, 2019.
- 198 Westrock website, [Recovered Material Brokerage services](#).
- 199 America CGTN, "[US recycling facilities scramble after China stops waste imports](#)," June 15, 2018
- 200 City Carting and Recycling, [video posted on website](#).
- 201 Newton Bee, "[Public Works Boss Pledges: Recycling Not Being Incinerated](#)," May 13, 2019
- 202 Westrock, [Recovered Material Brokerage](#).
- 203 Mid America Recycling, Services – [Plastic Recycling](#).
- 204 Herald & Review, "[Possible new destination for Macon County recyclables: Vietnam, India](#)," September 8, 2018.
- 205 Resource Management Companies website, [Export Sales](#).
- 206 WBJ, "[E.L. Harvey & Sons scrambling amid new Chinese recycling standards](#)," May 13, 2019.
- 207 yourArlington.com, "[Recycling in Arlington: What happens to that mess in your blue bin?](#)" December 9, 2019.
- 208 Waste Dive, "[New Massachusetts MRF opens in market with tight processing capacity](#)," May 20, 2019.
- 209 WUSA9, "[Trashed: Some curbside programs end with recycling market meltdowns](#)," March 11, 2019.
- 210 RRRASOC website, "[About the Materials Recovery Facility](#)."
- 211 NPR KCUR 89.3, "[How Kansas City Recycling Companies Are Adapting To A Chinese Plastic Waste Import Ban](#)," April 11, 2019.
- 212 Bayshore Recycling website.
- 213 Cape May County Herald, "[Should County's Recycling Program Continue](#)," January 28, 2020.
- 214 American Recycling of Western North Carolina website.
- 215 Sonoco Recycling, [Export Services](#).
- 216 The Guardian, "[What does New York do with all its trash? One city's waste – in numbers](#)," October 27, 2016.
- 217 The Daily Gazette, "[Recycling gets more expensive as market shifts](#)," July 9, 2019
- 218 NACO, "[China's ban on some recycled materials could impact county landfills](#)," October 30, 2017.
- 219 ECORI News, "[Change to Single-Stream Recycling Hasn't Paid Off](#)," December 13, 2019.
- 220 Northwest Asian Weekly, "[Business not as usual in recycling](#)," May 17, 2019.
- 221 City of Olympia website, "[Recycling Changes – FAQ](#)."
- 222 U.S. Census Bureau, [USA Trade Online](#).
- 223 [RecycleMorePlastic.org](#), [Sort for Value, Material Prices Per Pound](#), accessed on January 13, 2020.
- 224 [RecyclingMarkets.net](#), accessed on January 8, 2020.
- 225 Baxter Bulletin, "[Paper and Plastic? Yes, But Less](#)," June 12, 2019.
- 226 The Durango Telegraph, "[Sword Fight](#)," July 26, 2018.
- 227 NPR KNAU, "[Flagstaff Recycling Industry Still Adjusting to Tighter Rules on Plastics](#)," April 25, 2019.
- 228 Bakersfield.com, "[Bakersfield prepares to change recycling program in response to market downturn](#)," June 30, 2018.
- 229 Edhat.com, "[Learn the New Plastics Recycling Rules](#)," August 21, 2019.
- 230 The Sacramento Bee, "[Do you take recycling seriously? Here's how Sacramento's waste rules are changing](#)," July 10, 2018.
- 231 BuenaVistaColorado.org, [Angel of Shavano Recycling Press Release](#), May 15, 2019.
- 232 The Middletown Press, "[State recycling efforts struggling as costs rise](#)," December 12, 2019.
- 233 The Southern Illinoisan, "[Plastic Problems: China changes hit recyclers hard in Southern Illinois](#)," January 20, 2019.
- 234 KSN.com News, "[Recycling changes impacting Kansans](#)," July 25, 2018.
- 235 The County, "[Recycling center no longer accepting certain plastics](#)," October 11, 2019.
- 236 Daily Nation, "[Trash piles up in US as China closes door to recycling](#)," July 12, 2018.
- 237 Michigan Department of Environment, [Recycling 101](#).
- 238 Downtown, "[Major challenges to current recycling efforts](#)," April 23, 2019.
- 239 Plastics.superhi.com, "[Supply and Demand Hold Back Missouri's Recycling Progress](#)"
- 240 The Atlantic, "[Is This the End of Recycling?](#)" March 5, 2019.
- 241 Nebraska Recycling Council, [The China Syndrome](#).

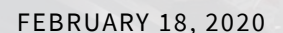
- 242 NPR WHY?, "[Suburban Philly recycling programs address challenges as they settle into 'new normal.'](#)" February 22, 2019.
- 243 Patch, "[New Year, New Recycling Rules In Westfield,](#)" January 1, 2019.
- 244 North Carolina Department of Environmental Quality, "[Recycling Markets, Pricing Trends.](#)"
- 245 WHQR Public Media, "[Recycling Costs are Surging - How is New Hanover Keeping Up?,](#)" January 30, 2020.
- 246 Oklahoma DEQ, "[Recycling Information.](#)"
- 247 Oregon Refuse & Recycling Association.
- 248 Sewickly Herald, "[Edgeworth addresses recycling changes,](#)" January 6, 2020.
- 249 HJ News, "[Logan no longer recycling plastic Nos. 3-7,](#)" May 3, 2019.
- 250 The Roanoke Times, "[Recycling continues to struggle in Roanoke and statewide,](#)" December 12, 2019.
- 251 WA State, Department of Ecology, "[Best Management Practices: Commingled Residential Recycling.](#)"
- 252 Waste Dive, "[How recycling has changed in all 50 states.](#)"
- 253 Plastics Recycling Update, "[Commercialization conundrum,](#) March 6, 2018.
- 254 FTC Green Guides 16 CRF 260.12(d)
- 255 Plastics Recycling Update, "[How a PET shrink sleeve label passed recyclability testing,](#)" November 4, 2019.
- 256 Plastics Recycling Update, "[Commercialization conundrum,](#)" March 6, 2018.
- 257 ACC and APR, "[2018 United States National Postconsumer Plastic Bottle Recycling Report,](#) 2019.
- 258 The Association of Plastic Recyclers (APR) Design® Guide for Plastics Recyclability
- 259 Association of Plastic Recyclers, "[2019 Web Seminar Education Series.](#)"
- 260 Association of Plastic Recyclers, 2019 Web Seminar Education Series, "[HDPE and PP Packaging,](#)" September 12, 2019. [Slides and audio recording available on APR website.](#)
- 261 Association of Plastic Recyclers, 2019 Web Seminar Education Series, "[Why Is / Isn't My Plastic Packaging Recyclable?,](#)" August 1, 2019. Slides and audio recording available on APR website.
- 262 Walmart, "[The Recycling Playbook,](#)" Version 10/25/2019.
- 263 ASTRX, "[ASTRX Review of Material Flow at MRFS and Reprocessors,](#)" 2019.
- 264 ASTRX website, "About".
- 265 ASTRX, "[ASTRX Review of Material Flow at MRFS and Reprocessors,](#)" 2019.



GREENPEACE
Reports



CIRCULAR CLAIMS FALL FLAT



FEBRUARY 18, 2020