



Horizon Research

Fast-Track Approvals Bill Survey

August 2024

Prepared for
Greenpeace

Contents

Executive Summary	2
Report	4
1. Fast-track Approvals Bill	4
Awareness of the Fast-Track Approvals Bill	4
What do people think of the Fast-track Approvals Bill?	6
Concern about aspects of the Fast-track Approvals Bill	9
2. Seabed mining in South Taranaki Bight	12
Appendix– Sample	16

Executive Summary

Approach

These results are from a Horizon Research survey conducted between 9th and 14th August 2024. The total sample size was 1,080 adults, 18 years of age and over.

The maximum margin of error is $\pm 3\%$ (at the 95% confidence level).

The data was weighted on age, ethnicity, personal income, region and party vote 2023.

Summary

Fast-track Approvals Bill

55% (2,141,000 adults) had *heard* of the Fast-track Approvals Bill.

- **35%** (1,353,000 adults) said they had *not heard* of it, which was a significant drop from **42%** in May 2024.

52% of people under 35 years had not heard of the bill. A significant drop from **70%** in May 2024.

There has been some change in opinion on the Fast-track Approvals Bill.

- **30%** (1,167,000 adults) think the Fast-track Approvals Bill is a good idea, a significant drop from **34%** in May
- **40%** (1,562,000 adults) think it is a bad idea
- **30%** (1,140,000 adults) were not sure.

The biggest concern about the Fast-track Approvals Bill was that *activities that are currently prohibited (like dumping raw sewage into the ocean) could be allowed* – **80%** were very concerned/concerned (3,100,000 adults).

The second biggest concern for **70%** (2,694,000 adults) was *members of the public will not have the right to have a say on fast-tracked developments proposed for their community*.

Of least concern, on a list of aspects of the bill, was *the bill does not require developers to consider Te Tiriti o Waitangi*. **48%** (1,836,000 adults) were concerned about it.

<i>Are you concerned or not concerned about these aspects of the Fast-track Approvals Bill?</i>	Very concerned/concerned	Not concerned/not concerned at all
Members of the public will not have the right to have a say on fast-tracked developments proposed for their community.	70%	23%
Activities that are currently prohibited (like dumping raw sewage into the ocean) could be allowed.	80%	14%
Developments that have been stopped in the Supreme Court (like seabed mining in a blue whale habitat) could be allowed to go ahead.	67%	24%
Three Ministers will have the power to decide on development projects, with few checks and balances.	67%	25%
The bill does not require developers to consider Te Tiriti o Waitangi.	48%	44%
It could create a risk that commercial interests, some of whom have made donations to political parties and MPs, may influence development decisions.	67%	25%

Seabed mining in South Taranaki Bight

63% (2,439,000 adults) were concerned about the possibility of seabed mining in the South Taranaki Bight.

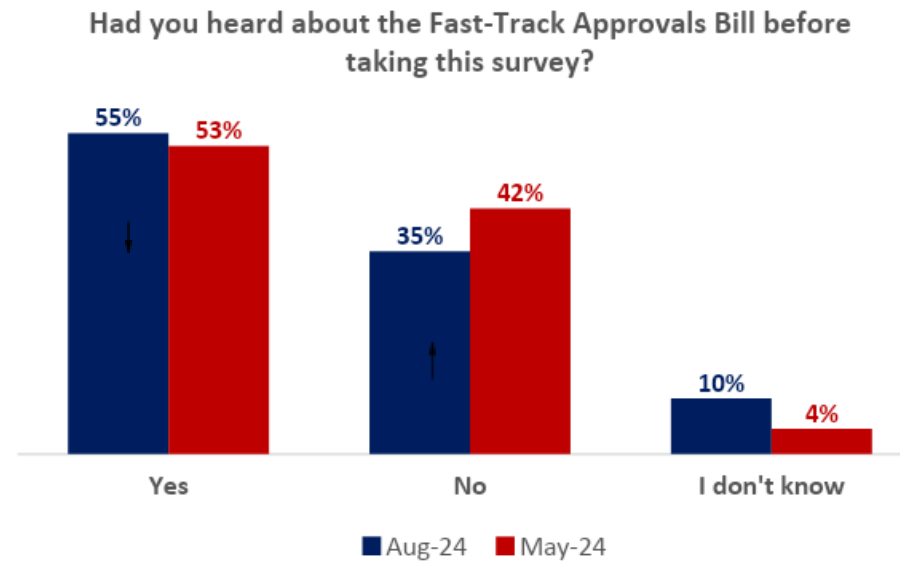
Report

1. Fast-track Approvals Bill

Awareness of the Fast-Track Approvals Bill

55% (2,141,000 adults) had *heard* of the Fast-track Approvals Bill. **35%** (1,353,000 adults) said they had *not heard* of it, which was a significant drop from **42%** in May 2024.

There was a significant increase from **4%** to **10%** who said they *didn't know*.



Total sample May 2024 n=1,059; August 2024 n=1,079

↑↓ Significant change from May 2024.

The table below shows the people who are significantly more likely to have *heard* or *not heard* about the Bill.

Heard about Fast-track Approvals Bill 55%		Haven't heard about Fast-track Approvals Bill 35%	
55+ year olds	78%	Under 35 year olds	52%
Males	66%	Females	41%
Personal income \$70k-\$100k	63%	Personal income less than \$50k	46%
Personal income \$100k-\$150k	76%	Personal income \$50k-\$70k	48%
Personal income more than \$150k	77%	Household income less than \$20k	49%
Personal income \$100k-\$150k	68%	Household income \$50k-\$70k	48%
Household income more than \$150k	68%	Asian	62%
NZ European/Pākehā	65%	Indian	53%
		Pasifika	50%

There are also significant differences of awareness of the Bill among voters.

Had you heard about the Fast-track Approvals Bill before taking this survey?	ALL	PARTY VOTE 2023					
		ACT New Zealand	Green Party	Labour Party	National Party	New Zealand First	Te Pāti Māori
Yes	55%	70%	76%	57%	63%	65%	56%
No	35%	25%	19%	35%	29%	32%	31%
I don't know	10%	5%	5%	8%	8%	3%	14%
N (unweighted)	1,079	91	151	259	348	54	34

BLUE = significantly higher than total sample RED =significantly lower than total sample

What do people think of the Fast-track Approvals Bill?

Respondents were told.

The Fast-Track Approvals Bill is a draft law now being considered by Parliament.

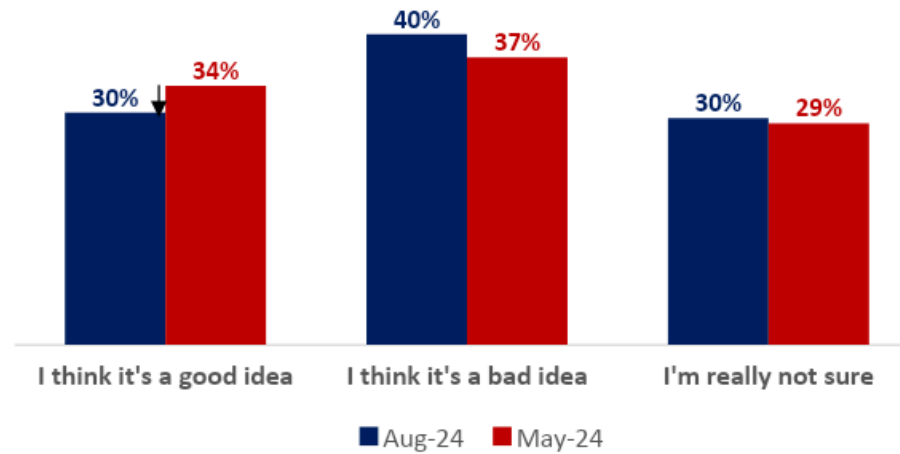
If it becomes law in its current form, it will allow some developments to be fast-tracked. They will be able to bypass a suite of existing environmental laws (like the Resource Management Conservation and the Wildlife Acts) and public consultation processes.

Proponents argue that this will make it easier to consent new infrastructure and other developments. Opponents argue that the bill removes critical environmental protections and local communities' right to have a say on developments.

There has been some change in opinion on the Fast-track Approvals Bill.

- **40%** (1,562,000 adults) think it is a bad idea, up from **37%** in May
- **30%** (1,167,000 adults) think the Fast-track Approvals Bill is a good idea, a significant drop from **34%** in May
- **30%** (1,140,000 adults) were not sure.

Had you heard about the Fast-Track Approvals Bill before taking this survey?



Total sample May 2024 n=1,060; August 2024 n=1,079

↑↓ Significant change from May 2024.

The table below details differences across groups who think the Bill is a good or bad idea or who are not sure.

I think it's a good idea 30%		I think it's a bad idea 40%		I'm really not sure 30%	
75+ year olds	46%	55-64 year olds	55%	Under	40%
Males	44%	Females	46%	35 year olds	
Personal income more than \$150k	63%	Household income	46%	Females	35%
Household income \$30k-\$50k	41%	\$50k-\$150k		Asian	49%
Household income more than \$150k	44%	Living in Wellington	57%	Pasifika	45%
				Living in Otago	45%

62% of ACT, 54% of National voters think it is a *good idea*. 36% of New Zealand First voters think it is a good idea, a significant drop from 55% in May. More New Zealand First voters (43%) think the bill is a bad idea than a good idea (36%).

Generally, what do you think about the Fast-track Approvals Bill?	ALL	PARTY VOTE 2023					
		ACT New Zealand	Green Party	Labour Party	National Party	New Zealand First	Te Pāti Māori
I think it's a good idea	30%	62%	8%	16%	54%	36%	19%
I think it's a bad idea	40%	16%	81%	62%	18%	43%	51%
I'm really not sure	30%	22%	11%	23%	29%	21%	30%
N (unweighted)	1,079	91	151	259	348	54	34

BLUE = significantly higher than total sample RED =significantly lower than total sample

Concern about aspects of the Fast-track Approvals Bill

Respondents were asked whether they were concerned or not about a list of six aspects of the Fast-track Approvals Bill.

The biggest concern was that *activities that are currently prohibited (like dumping raw sewage into the ocean) could be allowed* – **80%** were very concerned/concerned (3,100,000 adults). Of these **55%** (2,110,000 adults) were very concerned.

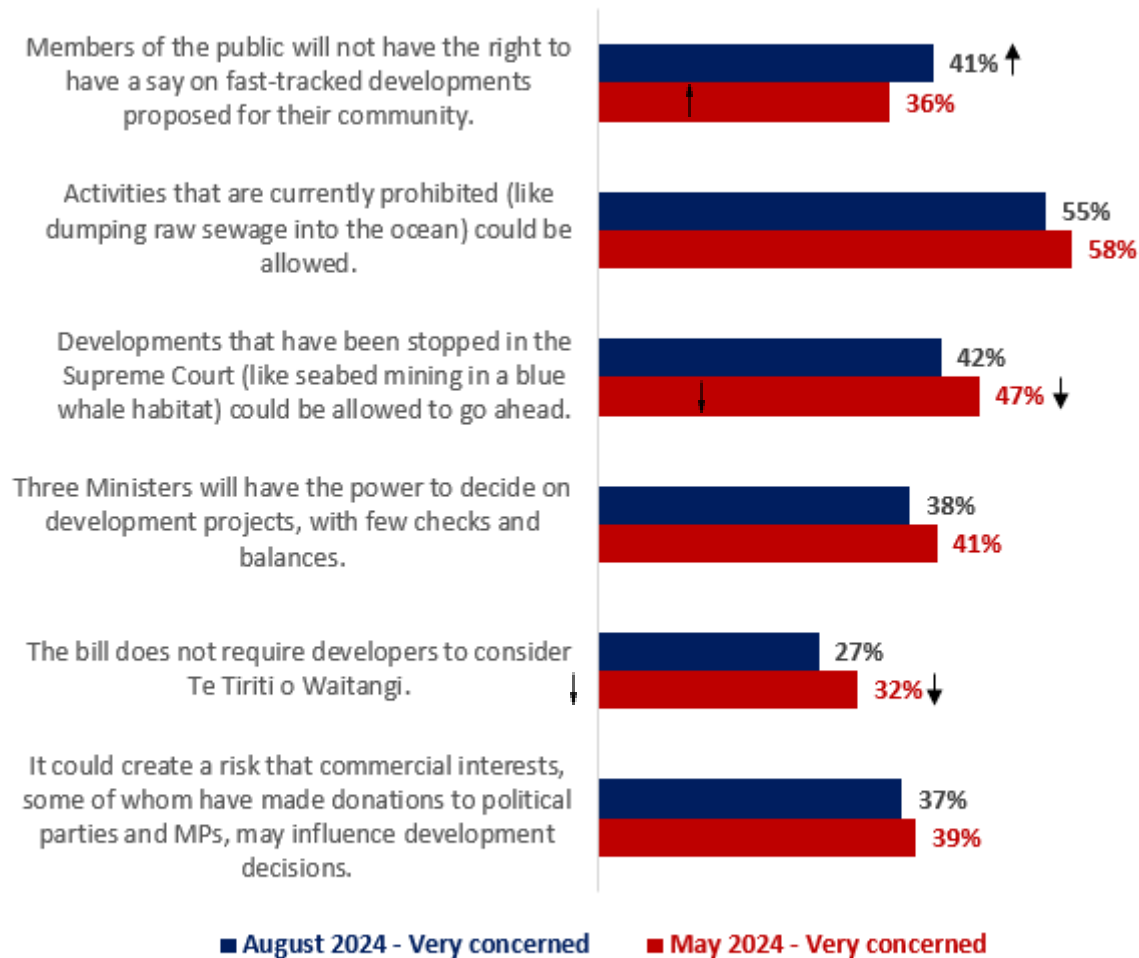
The second biggest concern for **70%** (2,694,000 adults) was that *members of the public will not have the right to have a say on fast-tracked developments proposed for their community*.

- **41%** (1,581,000 adults) were very concerned. A significant increase from **36%** in May.

48% (1,836,000 adults) were concerned *the bill does not require developers to consider Te Tiriti o Waitangi*.

- **27%** (1,040,000 adults) were very concerned. A significant drop from **32%** in May.

Are you concerned or not concerned about these aspects of the Fast-track Approvals Bill?



Total sample

↑↓ Significant change from May 2024.

The table below details groups which are significantly more likely to be concerned or not concerned about different aspects of the Fast-track Approvals Bill.

Concern about aspects of the Fast-track Approvals Bill	Significantly more likely to be concerned ▲		Significantly more likely to <u>not</u> be concerned ▲	
Members of the public will not have the right to have a say on fast-tracked developments proposed for their community.	Females	76%	Males	32%
	Household income \$50k- \$150k	76%	Personal income more than \$150k	43%
	Māori	77%	Household income more than \$150k	34%
	Living in Wellington	79%	ACT voters	50%
	Green Party voters	93%	National voters	36%
	Labour Party voters	84%		
	Te Pāti Māori voters	86%		
Activities that are currently prohibited (like dumping raw sewage into the ocean) could be allowed.	55+ year olds	86%	18-24 year olds	23%
	Females	84%	Males	20%
	Personal income \$30k-\$50k	87%	Personal income more than \$150k	36%
	Household income \$50k-\$150k	85%	Household income more than \$150k	23%
	Living in Wellington	89%	ACT voters	29%
	Green Party voters	93%		
	Labour Party voters	88%		
Developments that have been stopped in the Supreme Court (like seabed mining in a blue whale habitat) could be allowed to go ahead.	Females	77%	18-24 year olds	34%
	Household income \$50k-\$150k	73%	65-74 year olds	33%
	Māori	75%	Males	37%
	Pasifika	81%	Personal income more than \$150k	45%
	Living in Wellington	75%	Household income \$30k-\$50k	33%
	Green Party voters	94%	Household income more than \$150k	33%
	Labour Party voters	88%	ACT voters	51%
		National voters	39%	
Three Ministers will have the power to decide on	Females	75%	75+ year olds	35%
	Māori	80%	Males	36%
	Pasifika	83%	Personal income more than \$150k	55%

development projects, with few checks and balances.	Living in Wellington Green Party voters Labour Party voters	81% 92% 86%	Household income more than \$150k ACT voters National voters	36% 50% 44%
The bill does not require developers to consider Te Tiriti o Waitangi.	Under 35 year olds 35-44 year olds Females Personal income Less than \$20k Māori Pasifika Living in Wellington Green Party voters Labour Party voters Te Pāti Māori voters	58% 57% 55% 61% 74% 77% 58% 84% 70% 78%	55+ year olds Males Personal income \$50k-\$150k Personal income more than \$150k Household income more than \$150k NZ European/Pākehā Living in Bay of Plenty ACT voters National voters New Zealand First voters	58% 55% 53% 73% 59% 50% 58% 83% 74% 63%
Concern about aspects of the Fast-track Approvals Bill	Significantly more likely to be concerned ▲		Significantly more likely to <u>not</u> be concerned ▲	
It could create a risk that commercial interests, some of whom have made donations to political parties and MPs, may influence development decisions.	Females Household income \$50k- \$150k Pasifika Living in Wellington Green Party voters Labour Party voters Te Pāti Māori voters	72% 72% 78% 74% 93% 81% 88%	18-24 year olds Males Personal income more than \$150k ACT voters National voters	34% 33% 42% 46% 38%

2. Seabed mining in South Taranaki Bight

Respondents were shown the following information:

One of the projects that has applied for fast-tracking is seabed mining in the South Taranaki Bight.

The image below indicates where the Bight is and does not indicate the exact area for proposed seabed mining.

Seabed mining seeks to extract minerals and metals from the seafloor. It is not yet happening at full scale anywhere in the world. Some people, including scientists are concerned it will have negative impacts on the ocean and marine wildlife.

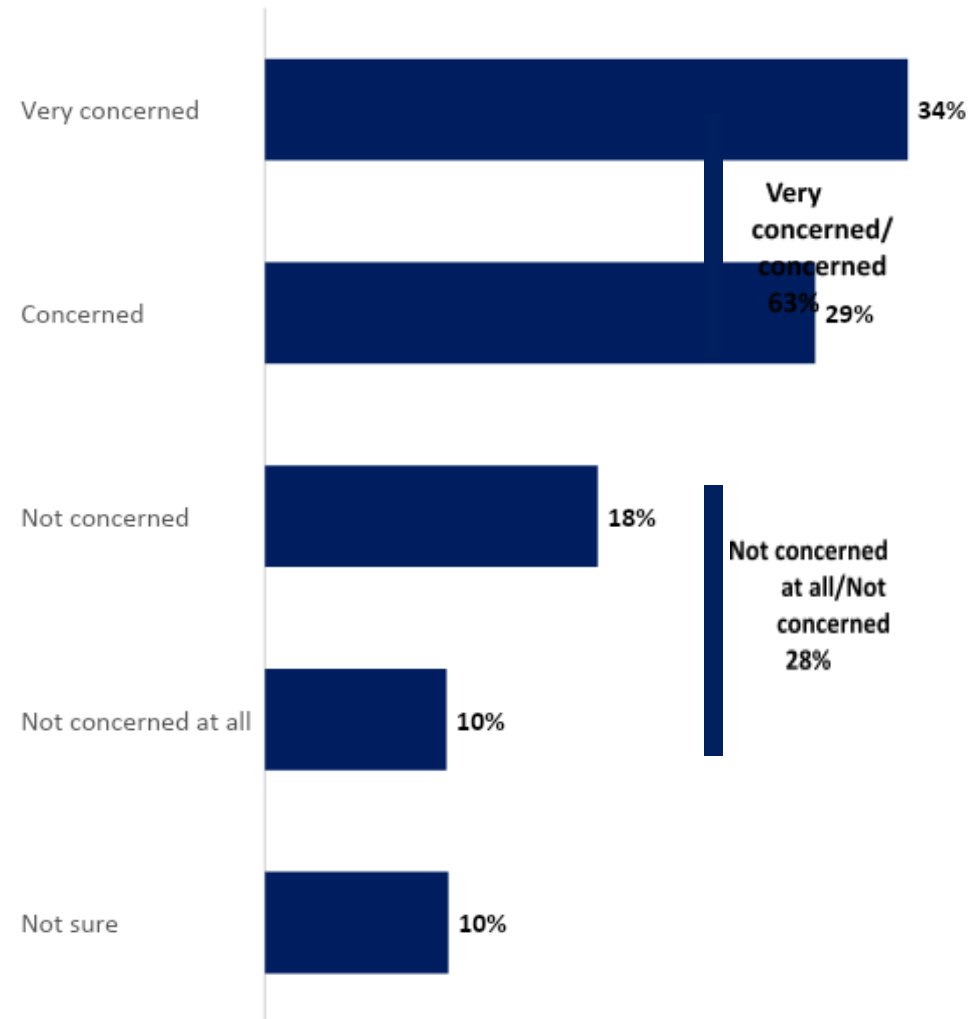
Other people argue it is appropriate to mine the seabed for economic development.



63% (2,439,000 adults) said they were concerned about the possibility of seabed mining in the South Taranaki Bight.

- 34% (1,314,000 adults) were very concerned.

Are you concerned or not concerned about the possibility of seabed mining in the South Taranaki Bight?



Total sample August 2024 n=1,072

There are few differences across demographic groups who are more likely to be *very concerned/concerned* about seabed mining in South Taranaki Bight. These groups are:

- Females **70%**
- Personal income less than \$20k **64%**
- Māori **80%**.

The groups who more likely to be *not concerned at all/not concerned* are:

- 55+ year olds **35%**
- Males **37%**
- Personal income more than \$150k **53%**
- Household income more than \$150k **38%**.

62% of ACT, **50%** of National are not *concerned* about the possibility of seabed mining in the South Taranaki Bight. **30%** of ACT, **38%** of National and **60%** of New Zealand First voters are concerned.

Are you concerned or not concerned about the possibility of seabed mining in the South Taranaki Bight?	ALL	PARTY VOTE 2023					
		ACT New Zealand	Green Party	Labour Party	National Party	New Zealand First	Te Pāti Māori
Very concerned	34%	14%	63%	56%	13%	28%	64%
Concerned	29%	16%	32%	30%	26%	32%	21%
Not concerned	18%	25%	2%	7%	33%	20%	13%
Not concerned at all	10%	36%	2%	2%	16%	9%	0%
Not sure	10%	8%	2%	6%	12%	12%	2%
Very concerned/Concerned	63%	30%	95%	85%	38%	60%	85%
Not concerned at all/Not concerned	27%	62%	4%	9%	50%	29%	13%
N (unweighted)	1,072	91	151	257	344	53	34

BLUE = significantly higher than total sample RED = significantly lower than total sample

Appendix– Sample

These results are from a Horizon Research survey conducted between 9th and 14th August 2024. The total sample size was 1,080 adults, 18 years of age and over.

The maximum margin of error is $\pm 3\%$ (at the 95% confidence level).

The data was weighted on age, ethnicity, personal income, region and party vote 2023.

Demographic tables results accompany this report.

Contact

For more information about this survey, please contact:

Julia Ord, telephone 027 706 8790, email julia.ord@horizonresearch.co.nz

Graeme Colman, telephone 021 84 85 76, email gcolman@horizonresearch.co.nz